

CEO Report

#74 May 2021



Council respectfully acknowledges the Yalukut Weelam Clan of the Boonwurrung. We pay our respect to their Elders – past, present and emerging. We acknowledge and uphold their continuing relationship to this land.

CEO Report

#74 May 2021



Contents

Message from the CEO	3
Strategic partnerships	4
Social and economic recovery	5
Delivering the Council Plan	8
Organisational Scorecard.....	23
Financial update.....	24
Legislative update	32

This report uses the best available information. While care has been taken to ensure the content in the report is accurate, it cannot be guaranteed at time of publication. There may be errors and omissions, or it may not be wholly appropriate for your particular purposes. In addition, the publication is a snapshot in time based on historic information and subject to change.

Your contribution allows Council to have a greater understanding of diverse points of view, values, concerns and priorities when making decisions.

PETER SMITH
CEO City of Port Phillip



Welcome to the May issue of the CEO Report

Draft 2021-31 Council Plan and Budget consultation

In April 2021, community consultation began for our draft Council Plan 2021-31 and Budget. Thank you to all our community members who took part in the consultation. Your input and feedback has helped shaped its development.

The draft is available for your review on our [website](#) until Sunday 23 May. During this period our community is invited to give feedback and be part of our City's decision making. Your input is a vital part of our planning for the future. It helps us make decisions for a City that remains an inclusive, liveable, sustainable, vibrant and well-governed place for everyone. Register at [Have Your Say](#) to be part of the community consultation.

Neighbourhood conversations are back

In March 2021, we were out and about in some neighbourhoods seeking feedback on our draft action plans for libraries and live music and listening to what you wanted to share.

We'll be out in your neighbourhood again in May, August and November 2021. Register at [Have Your Say](#) to find out when we're next in your neighbourhood.

While a major focus for our May 2021 conversations will be our draft Council Plan 2021-31, we also want to have regular and meaningful conversations on topics

that matter to you. To find out more and have your say go to haveyoursay.portphillip.vic.gov.au

Our City shines in Autumn

Throughout early Autumn, our City has played host to some incredible events. Yaluk-ut Weelam Ngargee was a wonderful experience, Albert Park Art Walk surprised and delighted, the Comedy Festival brought some much-needed laughter and the Festival of Jewish Arts and Music celebrated resistance through song and story.

In March, we held our first major live music event, with nearly 7,000 people seeing Icehouse play at Catani Gardens. This was followed in April by April Sun and the St Kilda Blues Festival.

And there is more to come: St Kilda Film Festival takes place from 20 to 29 May 2021, and Midsumma Festival continues with Pride March taking place on Sunday 23 May 2021. Many of these festivals and events were supported through our Local Festivals Fund.

Being able to experience these events and support the creative industry, which was hit hard by the pandemic, reminds us of the resilience of our City's vibrant spirit. Going to live music gigs again has been especially powerful – they're so vital to our City.

We continue to support the creative industry through the Live Music Action Plan, which was endorsed by Council on 21 April

2021. The plan is so important by helping artists, musicians and venues to get back performing and putting on shows.

Finding more to love about our City

We've recently launched a creative local initiative as part of our Live Love Local campaign. The campaign invites our community to explore our City's hidden gems. We're sharing stories with you, featuring some of your favourite local shops, traders and businesses, as well as some that are just waiting for you to discover.

Hosted by our Mayor, Cr Louise Crawford, the campaign started in Elwood, St Kilda and Albert Park with more areas to come.

These profiles are part of our [Live Love Local](#) campaign, supporting local businesses and working closely with traders to reinvigorate the City. You can follow our adventure on our Facebook page facebook.com/cityofportphillip

All One Together

Our City is home to people from more than 163 countries, and we are pleased to let you know that the City of Port Phillip is now an ambassador for the Ethnic Communities Council of Victoria.

To connect with local groups and communities taking steps to tackle racism go to allonetogether.org.au

Peter Smith
CEO, City of Port Phillip

Strategic partnerships

Local government plays a key role in protecting and enhancing the liveability and wellbeing of our current and future communities. Our work directly influences vital factors like social development and safety, transport, land-use, housing, protection of the natural environment, and mitigating aspects of climate change.

Local Roads and Community Infrastructure (Phase 2)

In October 2020, the federal government announced \$1 billion in funding for Phase 2 of the Local Roads and Community Infrastructure Program (LRCI).

Under the program, local councils can apply for funding for projects that deliver benefits to the community, such as improved accessibility, visual amenity, and safety and that involve:

- construction or maintenance of roads managed by local governments
- construction, maintenance and improvement of council-owned assets (including natural assets) that are generally accessible to the public.



Council's Strategic Partnerships team has completed an internal assessment of shortlisted priority Council projects against the program criteria. Following the assessment, the City of Port Phillip has applied to the federal government to fully (or partially) fund projects totalling \$3.2 million across the City.

Council has made a submission for projects to improve bike paths, to upgrade a playground and sports field, key road safety works and improved community spaces. The project funding will assist COVID-19 recovery by creating and supporting local jobs and business, and deliver improved community infrastructure for residents.

Further announcements on this submission will be shared in coming months.

Image: The above concept drawing is for the Point Ormond Reserve project proposal. The concept was developed with public consultation, and is subject to project funding

Social and economic recovery in Port Phillip

In August 2020, Council approved \$5.68 million in economic and social recovery assistance as part of the 2020/21 budget. This was supplemented in December 2020 by an additional allocation of \$1.67 million from funds set aside from the cancellation of the 2021 Kilda Festival. The funds were directed towards supporting those hardest hit by the COVID-19 pandemic, including traders, small businesses, the arts community and the most vulnerable members of our City.

Rent relief for Council tenants: \$3.18 million

As at March 2021, Council has waived \$3.03 million in rent and licence fees to tenants in Council-owned commercial properties and stallholders at South Melbourne Market. This is a targeted approach to provide further assistance to those who continue to be significantly impacted by closed or heavily restricted conditions due to the Victorian Government's COVID-19 response directions.

Stallholders at South Melbourne Market received \$1.23 million in assistance. This is less than the amount anticipated as many market traders were able to continue trading during restrictions, whereas the amount for commercial tenants is higher than anticipated (\$1.80 million) due to longer closures. This support also covers indoor entertainment venues, galleries and creative studios in Port Phillip.

For the balance of the financial year, it is anticipated the amount allocated for rent relief will meet outstanding rent relief claims from tenants.

Registration and permit fees (business): \$0.85 million

Council approved the waiver of footpath trading fees for 2020/21, including reductions in premise registration fees. \$0.74 million in refunds and waivers have been processed as at March 2021.

Public space activation: \$0.47 million Council funds/\$1.1 million Victorian Government funds

Council has delivered \$0.66 million of the available funding for public space activities as at March 2021 ensuring business have access to outdoor dining areas to support their trading activities. Based on applications and projects currently being delivered, it is expected funds will be spent prior to 30 June 2021.

Council recently secured Victorian Government funding of \$0.50 million for a total of \$1.1 million for public space activation. Projects to benefit from this additional funding include:

- shade and rain structures, extra place-based infrastructure and weather proofing
- further traffic management activities
- planter boxes and other infrastructure for new applications (including delivery)
- safety and activation lighting for business precincts to develop night-time economy, to make places safer and more welcoming
- road marking and public space programming
- South Melbourne Market parklet design and installation

- community parklet conversions – roof, shade, heat, and location moves until 30 June 2021
- plant watering
- additional activation – ground decals, trader merchandise supplies and trader pop-ups.

Other business support measures: \$0.71 million

Additional business support measures were approved by Council with longer initiation timeframes involving consultation with our business community.

Additional support was provided in February 2021 from funds set aside from the cancellation of the 2021 Kilda Festival to seed-fund trader associations in Ormond Road, Carlisle Street and Clarendon Street (\$20,000 each) and for promotion of tourism initiatives (up to \$25,000) and 'High Street' beautification and welcoming projects (\$62,900).

As at March 2021, \$0.22 million of funding had been delivered for these measures. The balance of the funds is expected to be spent over the remaining three months of the financial year.

Rates hardship assistance (deferrals): \$0.07 million

Council agreed to extend rates hardship assistance to ratepayers impacted by COVID-19 to rates falling due up to 30 June 2022.

Council has assistance arrangements in place for 256 residential ratepayers totalling \$712,000, and for 62 Commercial ratepayers totalling \$389,000. The total amount budgeted for rates assistance includes interest waived or forgone as a result of agreed deferrals.

Homelessness and housing support/support for community organisations: \$1.02 million Council funds/\$0.48 million Victorian Government funds

As at March 2021, \$0.74 million of the allocated funding has been delivered across the various approved support programs providing housing for people sleeping rough or experiencing homelessness, food relief and funding of the activities of many community organisations throughout the City as they respond to the impacts of COVID-19 on our residents.

Most of the social recovery initiatives have been delivered through re-focusing existing Council programs, successful grant applications (often in collaboration with other project partners) and leveraging existing relationships with local community agencies. The spending reflects the reduced number of initiatives that have required additional funding from Council.

Arts Grants (Cultural Development Fund) \$0.71 million

In December 2020, several arts focused programs and grants were approved from an allocation of funds set aside due to the cancellation of the 2021 Kilda Festival. The funding is being delivered via the Cultural Development Fund to support local artists, groups and arts-related organisations to develop creative projects that engage our community during the COVID-19 recovery.

In February 2021, additional support of \$0.20 million was provided from funding set aside due to the cancellation of the 2021 Kilda Festival to:

- present major live music, which included our first live music show - Icehouse in the Catani Gardens in March - and April Sun in April
- support St Kilda Blues Festival between 9 and 11 April, with over 30 acts across 24 St. Kilda venues
- establish a Community Public Art Fund
- support Esplanade Market traders
- provide security and staff support for events.



As at March 2021, \$0.11 million of the allocated funding has been delivered.

Bicycle and pedestrian accessibility improvements: \$0.34 million

St Kilda Junction accessibility improvements (\$0.1 million)

Works to be combined with underpass upgrade to save duplication in traffic management costs (which are significant). Given those works still being scoped, spend is now expected mid to late 2021/22.

St Kilda Road Temporary Protected Bike Lanes (\$0.09 million)

This project is to be deferred to 2021/22. Council has undertaken joint advocacy with City of Melbourne to the Victorian Government and are awaiting a response from the Department of Transport.

Shimmy Bike Routes (\$0.15 million)

The Victorian Government's Department of Transport has expressed a commitment to support the design and deliver of this project in partnership with Council. Council funding for this project has been deferred to 2021/22 as shared partnership goals are established for the project.

Pop-up bicycle network improvements: \$0.68 million from Sustainable Transport Reserve

We are consulting with the Victorian Government to progress the bicycle network improvements. Council is seeking to finalise timeframes, approval process and funding arrangements with the Department of Transport to enable these initiatives to progress.

Delivering on the Council Plan

The Council Plan 2017-27 is structured around six strategic directions and the health and wellbeing outcomes we want to achieve for our City by 2027. We set out how we will address and track our progress on these strategic directions through a range of strategies, actions and measures.

The Council Plan commits us to a project portfolio worth more than \$54 million in 2020/21. This section provides a detailed update on the status of each major initiative in the plan and the overall project portfolio for each of the directions with the data available at the end of March 2021.

Guide to reading this report

The symbols below are used to indicate the status of a measure or current milestone within a project or strategy.

They do not convey the overall tracking of a project or strategy beyond the current milestone, and further information is provided in the report that explains the overall status. As all elements are weighed equally the relevant milestone could be significant or small.



On track

Latest result has achieved target for measure. On track across all elements.



At risk

Latest result experienced a minor miss in relation to target for measure. One or more elements are at risk.



Off track

There is a significant large variation from targeted result for measure. Off track for one or more elements.

The current overall status for a number of major initiatives are reported as at risk or off track at the end of March 2021, with the impact of COVID-19, Victorian Government restrictions and refocussed Council priorities to respond to the pandemic impacting on delivery. Actions are being taken to work through current challenges, and where required, projects will be re-baselined and amended with updated scopes, timelines and budgets. Any significant changes to the major initiatives as a result of this will be included in status updates under each strategic direction.

DIRECTION 1 We embrace difference, and people belong

A safe and active community with strong social connections

An increase in affordable housing

Access to services that support the health and wellbeing of our growing community

Community diversity is valued and celebrated

Service measures



Report on outcomes

Five service measures were available for reporting in March 2021 under this strategic direction.

Overall participation in maternal and child health services continues to be impacted by COVID-19 and the move to online service delivery.

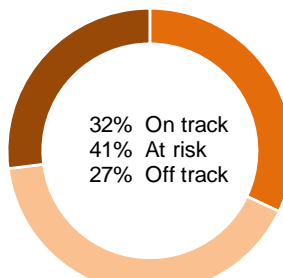
Infant enrolment in maternal and child health services met target with a result of 101 per cent being achieved through Victorian Government support to prioritise enrolment and online visits.

Participation in 4-week key age and stage visits was below target at 81 per cent. Targets were missed in both participation in maternal and child health services (at 47 per cent) and participation by Aboriginal children in maternal and child health services (at 72 per cent). The cost of maternal and child health service has exceeded target.

For the quarter, there was reduced service participation due to COVID-19 impacts on face-to-face visits and the prioritising of infant visits. This saw reduced participation by pre-school aged 3.5-year-olds which has contributed to the overall lower participation in visits and not meeting targets.

Service participation rates will be monitored and reviewed in the following quarter with a focus on inactive infant, child and maternal registrations to improve access to services and increase participation rates.

Portfolio status



Program/Project	Key updates
	Highlights
Elwood Foreshore Fitness Station	Construction of the fitness station has been completed and was opened to the community on 1 April 2021. The fitness station caters for a range of ages and abilities and includes a new drinking fountain, beach shower, bike hoops and seating.
Wattie Watson Oval Reconstruction	The detailed design has been completed and the project is ready to move to the tender phase, ready for construction in the 2021/22 financial year.

Major initiatives status updates

Status	Comments	Current approved completion	2020/21 Forecast \$'000
--------	----------	-----------------------------	-------------------------

In Our Backyard Strategy Implementation



Project is at risk. Implementation remains at risk due to earlier delays in Victorian Government project funding. New and emerging stimulus funding from the Victorian Government's 'Big Housing Build' are now providing the best opportunities for delivery of new housing projects in the City in the next five years (including 141 units with confirmed Victorian Government funding).

The two key current focuses of the program are:

1. Working with the Victorian Government and St Kilda Community Housing (St KCH) to progress development of supported social housing, using the Common Ground model, following Council's decision on 2 September 2021 to contribute \$4 million in cash towards delivery by St KCH of a Common Ground facility at 28 Wellington Street, St Kilda, to provide long-term housing for persons who are sleeping rough.
2. Investigating opportunities that may arise under the Big Build program announced by the Victorian Government.

North Port Oval Upgrade



Project is at risk. Ongoing preliminary design work has contributed to a delay in confirming the project scope. The design work includes perimeter fencing, sports field lighting location and public access gates.

25

The delay will enable stakeholders and user groups to provide input before the full scope of work is finalised.

DIRECTION 2 We are connected and it's easy to move around

An integrated transport network that connects people and places

The demand for parking and car travel is moderated as our City grows

Our streets and places are designed for people

Service measures

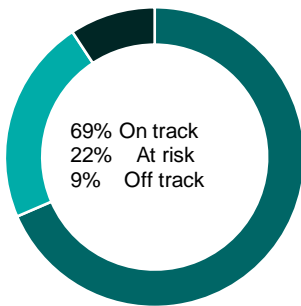


Report on outcomes

Four service measures were available for reporting in March 2021 under this strategic direction

Results available for March 2021 show three measures on target (sealed local road requests, cost of sealed local road reconstruction, and cost of sealed local road resealing). Sealed local roads below the intervention level however fell short of the target by three percentage points (94 per cent compared to target of 97 per cent).

Project Portfolio status



Key updates

Highlights

Program/Project

Blackspot Program

Construction of the Bridport Street and Montague Street, Albert Park intersection safety project was completed in March 2021; with project funding from the federal infrastructure investment Black Spot Program.



Wellington Street Upgrade

Construction works commenced in March 2021 and are scheduled to be completed in May 2021. The works involve safety and connectivity improvements at the intersection of Wellington Street and Dandenong Road and Dandenong Road and Chapel Street.

Major initiatives status updates

Status	Comments	Current Approved Completion	2020/21 Forecast \$'000
Move, Connect Live – Integrated Transport Strategy (ITS) Implementation			
▲	Program is at risk. Some of the actions within the strategy were impacted by COVID-19, however a total of 18 actions are in progress, 2 projects completed, and action 4 not started. See page 12 for details on progress against the Integrated Transport Strategy.		
Shrine to Sea Boulevard			
✔	Project is on track. The Shrine to Sea project is being led by the Department of Environment, Land, Water and Planning for the Victorian Government in partnership with Council. Officers are working as a key stakeholder to secure improved public space, safer transport connections and community engagement within the City of Port Phillip. The Shrine to Sea community panel has been formed with initial workshops completed.		

Move, Connect, Live – Integrated Transport Strategy 2018-28

The Move, Connect, Live – Integrated Transport Strategy 2018-28 provides a considered approach to make it easy for people to move around and connect with places in a way that suits them as our City grows. Overall, the strategy has 18 actions in progress, 2 projects completed, and 1 action not started.

In progress

Action 20: Partner with VicRoads to deliver a better walking, bike riding and public transport environment along St Kilda Road.

Major Road Projects Victoria has advised it is progressing the development of the business case for the St Kilda Road Safety Improvement Project for consideration in the 2022 Victorian Government budget. This followed the Victorian Government announcement on 15 March 2021 that kerbside protected bike lanes will be delivered on St Kilda Road within the ANZAC Station project land and securing Council's long-term design priorities to have two traffic lanes returned and the retention of several established trees along the heritage listed St Kilda Road boulevard. Officers are now working with Victorian Government agencies to resolve the details of the design announcement.

Not started

Action 4: Partnering with the Victorian Government to ensure the Fishermans Bend Program and Montague Precinct Plan optimise wider transport connections.

Transport and traffic assessments managed by Council have been delayed as site access has been impacted by COVID-19 restrictions which has affected the appointment of a consultant to undertake the assessments.

Completed

Action 7: Deliver blackspot safety improvements at high collision locations.

Construction of the Bridport Street and Montague Street, Albert Park intersection safety project was completed in March 2021. This project was funded through the federal Infrastructure Investment Black Spot Program.

Updates

Action 16: Work with school communities to support active travel to school as a popular, safe and easy travel option.

Fourteen schools ran Ride2School day events on 19 March 2021, going in the draw for a bike and helmet for a student of their choice. Officers are working with schools to support other active travel activities in the new year.

Action 18: Deliver a network of dedicated and continuous priority bike lanes to create safer routes for all ages and abilities – Garden City Bike Corridor.

Community engagement for the project is complete and construction is scheduled to commence in August 2021.

Actions 30 and 31: Develop and implement a new Parking Permit Policy, and new Parking Controls Policy. Implementation of the Parking Management Policy endorsed by Council 19 February 2020 goes live on 1 July 2021. Changes that will go live on that date include consolidation of community permits into one permit type, different parking permit eligibility for new applicants, and moving from permits permitting parking in one street only to an area-based approach.

Challenges

The COVID-19 pandemic has had a significant impact on the delivery of our projects due to reduced ability to consult, budget impacts and limitations in what work can be done in the public domain.

Action 18: Deliver a network of dedicated and continuous priority bike lanes to create safer routes for all ages and abilities – Inkerman Safe Travel Corridor.

Officers have prepared a Council report to be tabled at the Ordinary Council Meeting on 5 May 2021, recommending that Council proceed with concept designs to inform community consultation. This project is at delayed and at risk resulting from a reduced budget due to COVID-19 reprioritisation requiring further Councillor and community engagement, and Council approval. Refinement to the scope and costing, and the need to include contingency have highlighted project costs will increase above budget. Tender specifications for concept and detailed design package have been completed, however advertising of tender has been deferred until mid-2021 awaiting Council approval.

Action 23: Partner with Rail Projects Victoria to design and deliver place and transport improvements around Anzac Station–Park Street temporary bike lane.

Following a Council decision on 3 March 2021, consultation on this project has been postponed pending a redesign of the concept that allows loading zones between Kings Way and St Kilda Road. A funding deferral will be required.

Actions 30 and 31: Develop and implement a new Parking Permit Policy and new Parking Controls Policy. Legislation changed to allow the use of e-permits without the need to display a permit in the vehicle on 1 December 2020. Council is investigating technology to transition to e-permits, to change visitor and foreshore permits to vouchers, and to tiered pricing of residential permits, making the first permit cheaper. We expect to implement these in 2022/23. The installation of signage for permit areas has been delayed.

Action 35: Introduce new technology to make it easier to find and pay for parking.

The scope of the Parking Technology Upgrade Program has changed. Parking sensor installation will be brought forward to provide key data for the South Melbourne Structure Plan.

Action 36: Continue to deliver more convenient car share locations with providers and encourage car share provision in new developments.

Expansion targets set in the Car Share Policy 2016-2021 for the 2020/21 financial year have been adjusted as utilisation dropped significantly for some providers during the COVID-19 restrictions. Although we know that usage has been increasing in Melbourne, and in some cities in Australia it well on the way to reach pre-COVID-19 levels. There is still uncertainty from operators about significant expansion in this financial year. Work is underway to assess possible new locations for car share and engage with providers on expansion.

DIRECTION 3 We have smart solutions for a sustainable future

- A greener, cooler and more liveable City
- A City with lower carbon emissions
- A City that is adapting and resilient to climate change
- A water sensitive City
- A sustained reduction in waste

Climate Emergency Declaration

The City of Port Phillip declared a Climate Emergency at the 18 September 2020 Council meeting. The declaration acknowledges that Council was already providing a comprehensive response to the climate emergency through the Act and Adapt Strategy and other strategies. Council is now focused on embedding the declaration in relevant policies and strategies, seeking opportunities to highlight the emergency with the Victorian and Australian governments and supporting the community to take their own climate actions.

Service measures



Report on outcomes

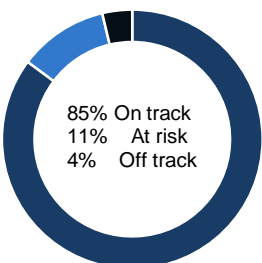
Six measures were available for reporting in March 2021 under this strategic direction

From the results available, three measures met target (investments in fossil-free institutions, kerbside garbage requests and kerbside bins missed).

Water use from alternative sources is trending towards target at each month with a total of 23.10 megalitres reported in March 2021. The annual target is 30 megalitres and this result is expected to increase throughout the year.

Investments in fossil free institutions is 61 per cent which is within target range of 60 to 80 per cent.

Project Portfolio status



Program/Project



Sustainable City Community Action Plan

Key updates

Highlights

The Environmental Leaders Program commenced with 37 community participants learning about sustainability and project management. Two Sustainable Business Network (SBN) webinars were delivered and additional in person support has been provided to individual SBN members to facilitate their sustainability vision and goal setting. Sustainability presentations were delivered to the University of the Third Age and the Dharmaland festival.

Major initiatives status updates

Status	Comments	Current approved completion	2020/21 Forecast \$'000
Act and Adapt – Sustainable Environment Strategy 2018-28			
	Strategy is on track. All 31 actions are in progress. See page 16 for updates.		
Don't Waste It! – Waste Management Strategy 2018-28			
	Strategy is off track. From 2018 to March 2021, 2021 6 Actions have been completed. See page 17 for updates.		

Act and Adapt – Sustainable Environment Strategy 2018-28

The Act and Adapt – Sustainable Environment Strategy 2018-28 was developed to help address climate change and improve waste and water management as well as other sustainable environment challenges. It was endorsed by Council and outlines 31 Actions to be delivered in 2020/21.

Overall progress

The Sustainable Environment Strategy delivery is on track. All 31 Actions are in progress.

Updates

Action 6: Encourage and enforce sustainable, climate resilient buildings through the planning process. Draft standards and objectives developed by the Council Alliance for a Sustainable Built Environment (CASBE) Elevating Targets working group. Council briefing was conducted, which advised to continue working with CASBE and sign forthcoming Memorandum of Understanding and develop a draft planning scheme amendment.

Action 9: Energy Efficiency and Solar

Approval was obtained to revise the milestone to reflect the additional time required for the light models to be registered under the Victorian Energy Upgrades for Council to obtain rebates for the lights installed.

Action 35: Elster Creek Catchment Partnership

A permeability workshop and the Flood Resilient Homes Guide (FRHG) launch have been scheduled. The Insurance Council of Australia and the SES will both participate in the FRHG launch. There were some minor wording changes to the Elster Creek Flood Management Plan approved at the CEO working group on 30 March 2021.

Action 39: Permeability on private land

The project is in the initial research phase with GIS and planning related work being undertaken.

Challenges

Action 24: EcoCentre Redevelopment

This project is subject to external funding. Work is now underway to complete the final components of the detailed design package including the in-principle building permit while seeking potential partnership funding opportunities.

Don't Waste It! – Waste Management Strategy 2018-28

This strategy provides a blueprint for how Council and the community will work together to create a more sustainable future for Port Phillip. It is a call to Action for our community to work with us to manage waste better over the next ten years while we investigate new, advanced ways to manage waste. By doing this, we will create a more sustainable future for Port Phillip together.

Overall progress

The ten-year strategy is in its third year with the delivery of Council's Don't Waste It! Waste Management Strategy seeing six of the 25 Actions (5, 6, 7, 10, 16 and 23) completed. During the 2020 COVID-19 restrictions, work on Action 13 continued with the rollout of the Food Organics Garden Organics trials in August 2020. Achievement of mid-term strategy targets have been delayed due to COVID-19 impacts including an increase in household waste due to residents working from and spending more time at home.

Updates

Actions 12 and 21: Waste contracts that maximise recycling and making the most of new technology

A new e-waste processor is scheduled to commence by 15 April 2021 as current provider SIMS is ceasing operations in June 2021.

Action 15: Collect dumped rubbish quickly and increase awareness of the services available to dispose of hard rubbish

- Temporary additional hard-waste collections have been rolled back as daily booking numbers have reduced since January/February 2021.
- Council's Summer Management program ends on 31 March 2021. Summer Ranger staff will continue conducting litter audits to mid-April 2021.

Action 8: Council and community recycling education

- Council's Recycling Reset campaign continues with over 11,000 bins inspected over 15 inspection areas. 52 per cent of inspected bins were contaminated, indicating that half our community are not sure what can and can't go in the kerbside recycling bin. Average contamination in recycling bins has decreased by 10 per cent between inspections.
- Officers continue to collect waste data for Council multi-unit developments to inform planning for future waste services.
- Officers are proactively providing waste education materials to multi-unit developments.
- Two trial communal glass collection points remain in Garden City with an additional two installed in St Kilda. Total number of communal glass bins is thirteen.

Action 10: Waste Management Plan guidelines for apartments

In March 2021, 11 Waste Management Plans were reviewed. These are submitted with Planning Permit applications for new and or old multi-unit developments.

Action 13: Trials for community and communal food recycling

- There were 17 customer orders for Bokashi bins, worm farms or composters approved in March 2021 via Compost Revolution.
- Food organics recycling trial within a multi-unit development in South Melbourne continues. Organic material collected has increased by 45 per cent from January to February 2021.
- There have been 17 collections since the Elwood food organics and garden organics (FOGO) trial began in August 2020, with approximately 86 tonnes of materials collected so far. Contamination rates continue to be within acceptable levels with no bins rejected for collection.

DIRECTION 4 We are growing and keeping our character

Liveability in a high-density City

A City of diverse and distinctive neighbourhoods and places

Service measures



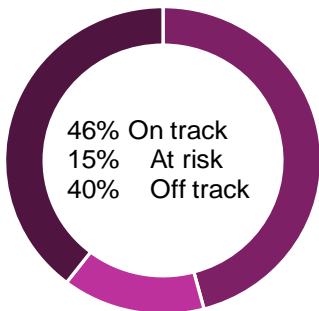
Report on outcomes

Nine measures under this strategic direction were available for the month of March 2021.

Seven measures exceeded targets with animals rehomed a new measure and public space community requests resolved on time trending towards target.

The public space community request target is 85 per cent. In March, there was a request resolution time of 68 per cent bringing the three-quarterly average to 80 per cent. Council prioritises animal management requests and responds within 24 hours. Animals rehomed is a new measure with a target of 55 per cent, comparatives will be available at year end. To date total animals collected is 118 with half of animals successfully returned and of the reclaimed animals 23 were adopted.

Project Portfolio status



Key updates


Program/Project

Highlights

TT Buckingham Reserve Playground and Park Refurbishment

Works have been completed and the playground opened to the community prior to the Easter period. Key features include: a new playground, replacement of the existing basketball quarter-court with a half-court, an accessible path network, new park furniture, bins, drinking fountain, additional tree planting and garden beds.

Major initiatives status updates

Status	Comments	Current approved completion	2020/21 Forecast \$'000
	<p>Gasworks Arts Park Contamination Management Plan</p> <p>Project is off track Council officers continue to work with the Victorian Government and nominated environmental consultants to progress the Contamination Management Action Plan (CMAP). The draft Park Plan development has been delayed and will commence once the CMAP is finalised, likely in the first half of 2021. Further work to determine the extent of groundwater contamination is required and will continue into 2021.</p>	Jun 2022	300

Major initiatives status updates continued

Public Space Strategy Development



Project is off track

Currently the completion of the strategy is briefly off track to enable the document to be presented in a way that is easier for our community to understand, in addition to ensuring that third party assurance can be undertaken on the costing of the strategy, given the significant Council investment and long-term timeframe of the document.

Jun 45
2021

Palais Theatre and Luna Park Precinct



Project is off track

A review of the project timeline and scope within budget parameters will be undertaken prior to tendering the works. Pending this review, it is likely that construction won't start until mid-2021.

St Kilda Marina Project



Project is on track

Following the granting of Marine and Coastal consent by Victorian Government, site contamination assessment works have commenced to develop a plan to remediate and/or manage contamination of the site. The plan will inform the redevelopment to ensure safe construction and occupation. Planning for the implementation of the new lease is continuing with working group meetings with Council and the future tenant occurring fortnightly to support a smooth transition. The next phase of community engagement is scheduled for mid-2021 and will focus on certain design elements. The budget continues to be monitored due to tight budget allocations.

Fishermans Bend Program

Fishermans Bend represents an unparalleled opportunity to reshape how Australia thinks about urban growth, housing, working and sustainable transport. This with quality public space and community facilities, and early delivery of fast and frequent public transport is a Council priority to ensure that the Fishermans Bend precinct maximises outcomes for current and future Port Phillip residents.


Status update

Following a process of feedback and review Council officers have received draft Precinct Implementation Plans and are now reviewing these. The focus of this month has been to review the Montague Precinct implementation Plan for Council to identify any key issues and provide input into the final plans.

Challenges

Council is continuing to work with key agencies and stakeholders regarding the progression of the tram business case.

Council officers are awaiting the outcome of the business case for the proposed tram route which is now overdue.



DIRECTION 5 We thrive by harnessing creativity

A City of dynamic and distinctive retail precincts

A prosperous City that connects and grows business

A City where arts, culture and creative expression is part of everyday life

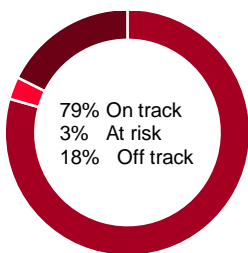
Service measures Report on outcomes



Five measures under this strategic direction were available for the month of March 2021.

For March 2021, quarterly targets were met or exceeded for active library borrowers, number of collection items purchased, and cost of library. There continues to be COVID-19-related impacts on access to the collection with rate of turnover for physical items at 2.43 loans per item, which is below the target of 4.5. Year-to-date results for visits to the library per capita were unavailable this month and will be reported next month.

Project Portfolio status



Key updates

Program/Project

Highlights

The Art and Soul – Creative and Prosperous City Strategy 2018-22

The Art and Soul – Creative and Prosperous City Strategy 2018-22 sets out the creative, cultural and economic development objectives for the City of Port Phillip. The actions were reviewed and updated in early 2021 in response to the changed circumstances borne out of the pandemic. Recent achievements include the launch of the Renew Fitzroy Street project and the passing of the Live Music Action Plan. Officers are reviewing community feedback for the draft Library Action Plan which was completed in March 2021.

Major initiatives status updates

Status	Comments	Current approved completion	2020/21 Forecast \$'000
	South Melbourne Town Hall Project is off track. Additional investigations were required to inform Council decision making on the project. The repair and renewal options were presented to Councillors during March. Council will proceed with the full proposed scope of works to repair and renew the Town Hall.	Mid 22/23	640
	Art and Soul – Creative and Prosperous City Strategy 2018-22 Program is on track. The project has been re-baselined as a result of COVID-19, a detailed update of the strategy' progress will be provided in the next report.		

DIRECTION 6 Our commitment to you

A financially sustainable, high-performing, well-governed organisation that puts the community first

Service measures

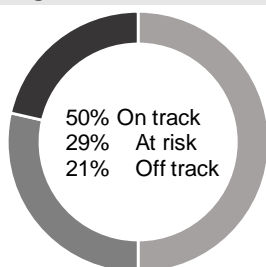


Report on outcomes

Council’s Organisational Scorecard on the following page outlines detailed performance measures relating to our commitments under Strategic Direction 6.

The Organisational Scorecard provides insights into the overall performance in customer experience, governance, our workforce, financial management, assets and project delivery.

Project Portfolio Status



Program/Project

Website projects

Key updates

Highlights

Following the South Melbourne Market website launch last month the new Port Phillip Library Service website is operational with website visitors being directed to **open the new library home page** – comparative visitor numbers and user experience reporting will be available in coming months.

Major initiatives status updates




Status	Comments	Current approved completion	2020/21 Forecast \$'000
✘	<p>Customer Experience Program</p> <p>Program is off track. Due to data migration and integration for several modules (Enterprise Content Management, permitting and rates) and the delivery of the ‘single view of customer’ (SVC) the project is behind schedule and lacking depth to deliver a complete view of customer transactions and relationships with Council. We are now assessing the options that will best secure the expected benefits including customer engagement, service provision, and delivery of more targeted, efficient and consistent services. While the program is currently off track, we are implementing a range of actions to keep progress toward our scheduled delivery date.</p> <p>Of note, key achievements include implementing nine websites in under 12 months, delivering core process and technology modules for Finance, Asset Management, Supply Chain, Project Lifecycle Management, Performance and Planning Management. We also rolled out a culture and capability uplift program of broad and targeted organisational training, a customer charter, and improved forms making it easier for our customers to deal with us. Overall benefits achievement is tracking well with over 75 per cent of financial and non-financial benefits realised through 2019, 2020, 2021 and captured for 2022 budget as part of the new Council Plan and Budget process.</p>	June 2021	9,649

City of Port Phillip Council - Organisational Scorecard

The following are the March 2021 results for the financial year 2020/21:






Improving customer experience and technology, and being more innovative

Latest results

TARGET:	80 per cent community requests completed on time	89%	
	80 per cent community complaints completed on time	96%	
	80 per cent calls answered within 30 seconds timeframe	55%	
	<i>In March 2021 Council received a 1000 more calls than in February 2021. Customer service ASSIST had rostering challenges and unplanned leave of 5.5%</i>		

Improving community engagement, advocacy, transparency and governance

Latest results

TARGET:	90 per cent risk actions on track	100%	
	90 per cent audit actions completed on time (average)	93%	
	90 per cent Councillor attendance at Council meetings	100%	
	90 per cent Council decisions made in public	88%	
	0 material legislative breaches (see legislative update section page 20)	0	




Ensuring sustainable financial and asset management, and effective project delivery

Latest results

TARGET:	Financial sustainability risk rating of low	Not available	
	<i>Available in subsequent reports</i>		
	Operating savings (delivering efficiency and cost savings)	\$5.6	
	80 per cent of major initiative project delivery is on track	60%	
	<i>Council project timelines have been impacted by the COVID-19 pandemic and adjustments are underway to transition to recovery from the response to COVID-19 restrictions.</i>		

The following are rolling 12-month results: Inspiring leadership, a capable workforce and a culture of high performance and safety

Latest results




	Total recordable injury frequency rate below 21.8	Rolling 13	
	Unplanned Leave year to date (days/EFT) below 10.8	Rolling 10.33	
	Staff turnover year to date (days/EFT) below 10%	Rolling 12.18	

Financial update

	Year to date		YTD Variance		Full Year		Variance		Notes
	Actual (\$'000)	Forecast (\$'000)	Actual to Forecast (\$'000)	%	Forecast (\$'000)	Budget (\$'000)	Forecast to Budget (\$'000)	%	
Rates and Charges	100,924	100,425	499	0%	133,385	132,585	800	1%	
Statutory Fees and Fines	12,264	12,632	(368)	(3%)	17,175	18,668	(1,493)	(8%)	
User Fees	22,598	22,742	(144)	(1%)	30,683	32,650	(1,967)	(6%)	
Grants - Operating	10,417	9,975	442	4%	12,038	9,386	2,652	28%	
Grants - Capital	1,661	1,648	14	1%	2,394	3,370	(976)	(29%)	
Contributions - Monetary	3,826	3,949	(122)	(3%)	4,870	2,532	2,338	92%	
Contributions - Non Monetary	0	0	0	0%	0	0	0	0%	
Other Income	6,713	6,971	(258)	(4%)	19,780	19,114	666	3%	
Total Income	158,403	158,341	62	0%	220,325	218,305	2,020	1%	1
Employee Costs	64,891	64,950	59	0%	90,302	91,046	744	1%	
Materials & Services	50,703	50,792	89	0%	90,826	91,011	185	0%	
Depreciation	18,493	18,957	464	2%	22,519	25,276	2,757	11%	
Amortisation of Right of Use assets	0	0	0	0%	1,170	950	(220)	(23%)	
Bad & Doubtful Debts	2,818	2,953	135	5%	3,938	5,141	1,203	23%	
Borrowing Costs	176	254	78	31%	349	349	0	0%	
Interest - Right of Use	49	65	17	26%	86	75	(11)	(14%)	
Impairment	0	0	0	0%	0	0	0	0%	
Other expenses	4,996	4,850	(145)	(3%)	18,732	17,873	(859)	(5%)	
Net proceeds from asset disposals	(1,627)	(1,580)	47	(3%)	3,896	3,896	(0)	(0%)	
Share of Joint Venture	0	0	0	0%	0	0	0	0%	
Total Expenses	140,499	141,241	743	1%	231,818	235,617	3,799	2%	2
Operating Surplus / (Deficit)	17,904	17,100	805	5%	(11,493)	(17,312)	5,819	34%	
Income Statement Converted to Cash									
Adjustments for non-cash operating items:									
• Add back depreciation	18,493	18,957	(464)	(2%)	22,519	25,276	(2,757)	(11%)	
• Add back amortisation	0	0	0	0%	1,170	950	220	23%	
• Add back written-down value of infrastructure assets disposals	2,211	2,380	(169)	(7%)	7,951	7,951	0	0%	
• Add back balance sheet work in progress reallocated to operating	0	0	0	0%	1,200	1,200	0	0%	
• Add back Joint Venture Equity Accounting	0	0	0	0%	0	0	0	0%	
• Less Contributed Assets	0	0	0	0%	0	0	0	0%	
	20,704	21,337	(633)	-3%	32,840	35,377	(2,537)	(7%)	
Adjustments for investing items:									
• Less Capital Expenditure	(7,637)	(14,340)	6,703	47%	(20,260)	(31,172)	10,912	35%	3
Adjustments for financing items:									
• Add New Borrowings	0	0	0	0%	0	0	0	0%	
• Less Loan Repayments	0	0	0	0%	0	0	0	0%	
• Less Lease Repayments	(561)	(486)	(75)	15%	(648)	(648)	0	0%	
	(561)	(486)	(75)	15%	(648)	(648)	0	0%	
Adjustments for financing items:									
• Statutory Reserve Drawdown	0	0	0	0%	1,883	2,390	(507)	(21%)	
• Statutory Reserve Replenish	0	0	0	0%	(4,438)	(1,875)	(2,563)	(137%)	
• Discretionary Reserve Drawdown	0	0	0	0%	20,021	25,992	(5,971)	(23%)	
• Discretionary Reserve Replenish	0	0	0	0%	(14,717)	(11,176)	(3,541)	(32%)	
	0	0	0	0%	2,748	15,331	(12,583)	(182%)	4
Current Year Cash Surplus/ (Deficit)	30,410	23,611	6,800	(71%)	3,187	1,576	1,611	102%	
Opening balance cash surplus/ (Deficit)	(276)	(276)	0	0%	(276)	(441)	165	37%	
Accumulated Cash Surplus	30,134	23,335	6,800	29%	2,911	1,135	1,776	157%	

* Refer to explanatory notes for forecast adjustments on following pages.

Note 1. Operating income forecast adjustments:

  	\$ Variance	Operating income forecast explanatory notes
↑	\$1.76m	Favourable Long Day Child Care income due to 1) Transitional Commonwealth COVID-19 Childcare relief package has been extended to January 2021 which was not budgeted and 2) Greater utilisation (77% year to date) than the 70% budgeted.
↑	\$0.80m	Additional supplementary rates from completed developments mainly at Port Melbourne.
↑	\$0.40m	Victorian Government funding for the Kirrip Park and Ferrars St Streetscape works finalised in 2020/21 (most of the expenditure incurred in 2019/20). Funding have been delayed by COVID and staff/structural changes at the Fishermans Bend Taskforce.
↑	\$0.22m	Unbudgeted Victorian Government COVID-19 funding for Kindergarten services.
↑	\$0.17m	South Melbourne Market stallholder rent forecast increased to reflect updated gross rent. Rent waiver as part of the COVID response is reported separately.
↑	\$0.16m	Safe System Road Infrastructure Program funding taken up in 2020/21 due to delays in finalising project. Capital expenditure had taken place in prior financial year.
→	\$1.93m	Open Space Contributions are expected to be greater than budgeted mainly at Elwood and Montague neighbourhoods. All receipts are to be quarantined in the Statutory Resort & Recreation Reserve for future enhancement of open space facilities.
→	\$1.12m	Council received from Victorian Government as part of their Working for Victoria Fund to keep people employed impacted COVID-19. This will be offset by matching expenditure.
→	\$0.50m	Victorian Government COVID-19 funding to facilitate Outdoor Eating and Entertainment initiatives. This will be offset by matching expenditure.
→	\$0.25m	Additional COVID-19 meals funding which will be offset by matching expenditure.
→	\$0.40m	Unbudgeted Victorian Government funding for Homelessness and Social Inclusion initiatives. This will be offset by matching expenditure.
→	\$0.20m	VicRoad funding related to prior financial year works at Foote St, Reed St & Beaconsfield parade. The favourable funds are to be used to offset the cost increases for Wellington St Upgrade Stage 3.
→	\$0.11m	Unbudgeted Victorian Government funding for Maternal Child Health Sleep & Settling program. This will be offset by matching employee costs.
→	(\$0.87m)	Budgeted funding for EcoCentre Redevelopment (construction) will not materialise this financial year. Project contingent on Victorian Government funding, therefore project deferred to next financial year.
→	(\$0.33m)	Major events income reduced due to COVID cancellations. A large portion of budgeted expenditure will not be spent and to be used as offsets to the income loss.
→	(\$0.18m)	Commonwealth Blackspot program funding for the Fitzroy St and Loch St work was not successful. Project will not go ahead.
→	(\$0.77m)	Council endorsed a further \$1.21m of COVID-19 Economic and Social Relief Package to be funded from the unutilised St Kilda Festival budget. \$0.77m relates to income reduction including: A further 25% food premise registration fees and 50% health premise registration fee, further 50% waiver of footpath trading fees, further rental waivers for Council tenants, and Carlisle Art Space Exhibitor Fee waivers.
↓	(\$3.20m)	The budget included parking revenue assumptions akin to the first wave COVID-19 impact. The severity and length of the second wave of COVID-19 restrictions have been greater than budgeted. Further, the Victorian Government prohibited enforcement of overstay offences, which account for approximately 60% of our parking infringement income. Parking infringement income has been forecast down by \$1.2m and paid parking forecast reduced by \$2m. The lower number of Parking

↑ → ↓	\$ Variance	Operating income forecast explanatory notes
		Infringement Notices will be partially offset by lower doubtful debts and lodgement expenditure. Net unfavourable impact approximately \$2.0m.
↓	(\$0.33m)	Council experienced greater revenue impact due to extended COVID-19 restrictions which resulted in loss of stallholder revenue from the Esplanade Market, reduction in sporting licences and leases, and loss of Council hall hire income. The impacts are partially offset by lower operating expenditure.
↓	(\$0.23m)	South Melbourne Market parking fees reduced due to extended COVID lockdown than was budgeted.




Note 2. Operating expenditure forecast adjustments:

↑ → ↓	\$ Variance	Operating expenditure forecast explanatory notes
↑	\$1.58m	Lower employee costs and savings due to enterprise vacancies and COVID-19 impacting on service delivery. The main services impacted include: Long Day Care centres, Adventure Playgrounds, Library Services, Festivals & Major Events, Parking Enforcements, School Crossings, Aged and Diversity services,
↑	\$1.20m	Lower parking doubtful debts expected due to lower number of parking infringements issued.
↑	\$0.40m	Lower registration costs payable to Fines Victoria due to lower parking infringement notices.
↑	\$0.33m	Victorian Government has delayed the 2020/21 landfill levy increase until the 2021/22 financial year.
↑	\$0.22m	Victoria Government COVID-19 support included one-off 25% reduction on congestion levy expenditure for 2021/21.
↑	\$0.20m	Forecast savings from target employee training and lower training spend due COVID-19.
↑	\$0.15m	Forecast reduction in Parking Infringement refunds (Appeals Function Outsourcing issue) based on year to date rate of refunds.
↑	\$0.15m	Lower building maintenance requests as a result of temporary service closures.
→	\$2.76m	Officers are reviewing asset conditions and useful lives with updated data using Council's new finance and asset systems. At this stage, we expect depreciation to reduce by up to \$2.76m in 2020/21.
→	\$0.80m	Wattie Watson Oval reconstruction is expected to award contract in the last quarter of this financial year. A forecast deferral of \$0.8m to 2021/22.
→	\$0.28m	Budgeted Council contribution toward the Victorian Government Montague Stimulus Package no longer required. Budget reallocated to Rotary Park Playspace Development (Capital).
→	(\$1.12m)	Council received from Victorian Government as part of their Working for Victoria Fund to keep people employed impacted COVID-19.
→	(\$0.50m)	Victorian Government COVID-19 funding to facilitate Outdoor Eating and Entertainment initiatives.
→	(\$0.45m)	Council endorsed a further \$1.21m of COVID-19 Economic and Social Relief Package to be funded from the unutilised St Kilda Festival budget. \$0.45m relates to expenditure reallocations toward: Hostile Vehicle Mitigation for Acland St, Data and measurement of all initiatives, COVID safe community event and live music support, further Arts Rescue Grants, One-off recovery grant funding to key organisations.
→	(\$0.49m)	Council endorsed a further \$0.49m of COVID-19 Economic and Social Support funded from the remaining St Kilda Festival budget as part of the Mid-year financial

↑ → ↓	\$ Variance	Operating expenditure forecast explanatory notes
		report toward: concerts at the Palais, seed funding for trader associations, St Kilda Road Tourism initiatives, High St Business Support and Beautification projects, St Kilda Blues Festival, Community Public Art Fund, fee reduction for Esplanade Market stallholders and financial support to ANAM for free community concerts.
→	(\$0.30m)	Expenditure related to the Victorian Government funding for Homelessness Housing Support (temporary common ground).
→	(\$0.25m)	Additional COVID-19 meals funding.
→	(\$0.11m)	Unbudgeted employee expenditure due to receipt of Sleep & Settling Maternal Child Health program from Victorian Government.
↓	(\$0.56m)	Additional COVID-19 expenditure for Vulnerable Employees. This is offset by savings from enterprise vacancies.
↓	(\$0.68m)	Additional budget approved by Council as part of the First Quarter Financial Review: \$0.4m Summer Management, \$0.11m Heritage Program, \$0.17m Pressure Cleaning, \$0.035m Kerferd Road Safety Trial.

Note 3. Capital expenditure forecast adjustments:




↑ → ↓	\$ Variance	Capital expenditure forecast explanatory notes
→	\$2.90m	Luna Park and Palais Hostile Vehicle Mitigation – scope and timing of the project is being reconsidered due to current budget pressures related to COVID. An updated delivery schedule will consider the impact on social and economic recovery of businesses.
→	\$1.90m	Council committed to delivering a redevelopment of the Port Phillip EcoCentre subject to receiving a 50 per cent contribution from a funding partner. This partnership funding has not been received and the next opportunity to obtain funding is in the Victorian Government's 2021-22 budget announcement in May 2021. Council will complete design and permitting milestones in 2020-21 but construction milestones and budget now need to be deferred to 2021-22. The delivery of the 2021-22 construction works remain dependant on obtaining a funding partner.
→	\$1.20m	South Melbourne Market Compliance works deferral - Building Surveyors required more extensive investigations than anticipated to obtain building permit and Fire Engineering approvals. This has extended the timeline for tender and delivery of the works, which can only occur after all permits have been obtained.
→	\$0.60m	Childcare Centre Fence Compliance deferral - Works are yet to commence at one of the sites due to delays obtaining consent from the Department of Education and Training and the timeline for completion of all sites has now been adjusted to allow for longer State Government consent timelines.
→	\$0.59m	Elwood Foreshore Lighting deferral - Procurement was delayed aligning with the Bay Trail lighting procurement process and additional time to allow for a realistic tender evaluation period.
→	\$0.57m	Graham St Overpass Skate Park - Procurement process delayed as opportunities for additional grant funding were considered. The budget decision had a significant impact on scope so until this was resolved the project was held at a design point.
→	\$0.54m	Building Safety Corrective Action Response - Delays have been incurred due to site access restrictions under COVID-19 restrictions, and additional site documentation that was not readily available required by the Building Surveyor to confirm building permit requirements. Fire Engineering Victoria reports are expected to take an




  	\$ Variance	Capital expenditure forecast explanatory notes
		additional 6 weeks following final consultation with the building surveyor; therefore, the majority of the works will not commence until the 21/22 financial year.
→	\$0.41m	Garden City Shared Bike Path Garden City Shared Bike Path Final Cost Plan estimates were higher than expected due to the requirement to include vehicle intersection safety improvements. As a result, it was decided to deliver the project across two financial years, resulting in deferrals.
→	\$0.32m	Cora Graves Accessibility and Asbestos removal delays were incurred due to design modifications required to ensure the best outcome for the community. Planning permit activities required for legislative compliance have also taken longer than anticipated to complete, resulting in deferrals.
→	\$0.36m	Waterfront Public Toilet deferrals - Additional investigations and options assessment into an appropriate location for the new toilet were required following information received regarding the proposed 1-7 Waterfront PI development, which has impacted the timeline for delivery.
→	\$0.30m	Staff Accommodation plan to be reviewed to respond to COVID related changes to workplace design, function and policies resulting in deferral of \$250,000 to next financial year. The remaining \$50,000 has been reallocated to the Workplace Locker and Team Storage Project.
→	\$0.30m	Sandbar public toilet upgrade redesign of the proposed unisex toilets, and additional investigations relating to the impact on the building occupancy limits during construction were required following advice received from the Building Surveyors. This has extended the timeline for delivery.
→	\$0.26m	CCTV upgrade on additional site visits requested by design consultant initially impacted the schedule. The procurement approach has also been revised to ensure best value which will take longer than the original approach.
→	\$0.25m	Access Control Renewal in Council Buildings has been on hold while the Security Policy, which includes access control principles, is being developed. The policy is currently being finalised and the project plan being revised to recommence the project.
→	\$0.25m	Budget reprioritised to deliver Workplace Locker and Team Storage project.
→	\$0.20m	Gasworks Arts Park Reinstatement deferrals - Awaiting further testing and contaminated soil remediation plan from State Government before Council can progress landscape design and construction works.
→	\$0.19m	Moran Reserve Pedestrian and Cycle Bridge - Original quotes received through the request for quote process were well above the allocated budget and not considered best value. A revised procurement approach (public tender) will be implemented which has impacted the timeline for delivery.
→	\$0.16m	Shakespeare Grove Public Toilet - Additional site investigations and options were required to identify a suitable location for both the Exeloo once removed, and the new toilet to be delivered, impacting the timeline for delivery.
→	\$0.13m	Commonwealth Blackspot program funding for the Fitzroy St and Loch St work was not successful. Project is withdrawn.
→	\$0.10m	South Melbourne Market Cecil Street Essential Services - Additional scope items were required to ensure compliance with current regulations, this required additional design works to be completed. The revised design now requires a building permit and Fire Engineering Reports to be completed by Fire Rescue Victoria, which has impacted the timeline for construction.
→	(\$0.28m)	Rotary Park project has been delayed in order to better consider scope, budget and timeframes. An updated delivery schedule will consider the impact on the social and economic recovery of foreshore businesses.

↑ → ↓	\$ Variance	Capital expenditure forecast explanatory notes
→	(\$0.25m)	Kings Place Plaza Pocket Park - Budget brought forward from next financial year in order to undertake preliminary design investigation works to meet State grant funding timelines.
↓	(\$0.20m)	Wellington Street Stage 3 upgrade tenders received had a higher than expected cost of construction. Requirements to comply with VicRoads design standards also increased the cost of the project.

Note 4. Reserve forecast adjustments:

↑ → ↓	\$ Variance	Reserve forecast adjustment explanatory notes
→	\$1.70m	Council endorsed a further \$1.21m of COVID-19 Economic and Social Relief Package to be funded from the unutilised St Kilda Festival budget.
→	\$0.45m	Reserve drawdown for homeless initiative as part of COVID response (unspent budgeted was put aside to reserve in 2019/20).
→	\$0.20m	Wellington Street Stage 3 upgrade tenders received had a higher than expected cost of construction. Requirements to comply with VicRoads design standards also increased the cost of the project.
→	\$0.25m	Kings Place Plaza Pocket Park - Budget brought forward from next financial year in order to undertake preliminary design investigation works to meet State grant funding timelines.
→	(\$2.90m)	Luna Park and Palais Hostile Vehicle Mitigation - Scope and timing of the project is being reconsidered due to current budget pressures due to COVID. An updated delivery schedule will consider the impact on the social and economic recovery of businesses in the area.
→	(\$1.93m)	Open Space Contributions are expected to be greater than budgeted mainly at Elwood and Montague neighbourhoods. All receipts are to be quarantined in the Statutory Resort & Recreation Reserve for future enhancement of open space facilities.
→	(\$1.90m)	EcoCentre redevelopment - Council committed to delivering a redevelopment of the Port Phillip EcoCentre subject to receiving a 50 per cent contribution from a funding partner. This partnership funding has not been received and the next opportunity to obtain funding is in the Victorian Government's 2021-22 budget announcement in May 2021. Council will complete design and permitting milestones in 2020-21 but construction milestones and budget now need to be deferred to 2021-22. The delivery of the 2021-22 construction works remain dependant on obtaining a funding partner.
→	(\$1.20m)	South Melbourne Market Compliance works - Building Surveyors required more extensive investigations than anticipated to obtain building permit and Fire Engineering approvals. This has extended the timeline for tender and delivery of the works, which can only occur after all permits have been obtained.
→	(\$0.80m)	Wattie Watson Oval reconstruction is expected to award contract in the last quarter of this financial year. A forecast deferral of \$0.8m to 2021/22.
→	(\$0.60m)	Childcare Centre Fence Compliance works are yet to commence at one of the sites due to delays obtaining consent from the Department of Education and Training and the timeline for completion of all sites has now been adjusted to allow for longer State Government consent timelines.
→	(\$0.59m)	Elwood Foreshore lighting procurement was delayed to align with the Bay Trail lighting procurement process and additional time built into the schedule to allow for a realistic tender evaluation period.

  	\$ Variance	Reserve forecast adjustment explanatory notes
→	(\$0.58m)	A number of bike infrastructure projects including St Kilda Rd Central Bike Corridor Trial, Shimmy Routes, and Domain Precinct - Park St Temp Bike Lane have been deferred to 2021/22 to align council decisions and seeking funding from the Department of Transport.
→	(\$0.57m)	Graham St Overpass Skate Park procurement process delayed as opportunities for additional grant funding were considered. The budget decision had a significant impact on scope so until this was resolved the project was held at a design point.
→	(\$0.48m)	Garden City Shared Bike Path Final Cost Plan estimates were higher than expected due to the requirement to include vehicle intersection safety improvements. As a result, it was decided to deliver the project across two financial years, resulting in deferrals.
→	(\$0.41m)	Building Safety Corrective Action Response - Delays have been incurred due to site access restrictions under COVID-19 restrictions, and additional site documentation that was not readily available required by the Building Surveyor to confirm building permit requirements. Fire Engineering Victoria reports are expected to take an additional 6 weeks following final consultation with the building surveyor; therefore, the majority of the works will not commence until the 21/22 financial year.
→	(\$0.36m)	Waterfront Public Toilet deferrals additional investigations and options assessment into an appropriate location for the new toilet were required following information received regarding the proposed 1-7 Waterfront PI development, which has impacted the timeline for delivery.
→	(\$0.32m)	Cora Graves Accessibility and Asbestos delays were incurred due to design modifications required to ensure the best outcome for the community. Planning permit activities required for legislative compliance have also taken longer than anticipated to complete, resulting in deferrals.
→	(\$0.30m)	Staff Accommodation plan to be reviewed to respond to COVID related changes to workplace design, function and policies resulting in deferral of \$250,000 to next financial year. The remaining \$50,000 has been reallocated to the Workplace Locker and Team Storage Project.
→	(\$0.30m)	Sandbar public toilet upgrade - Redesign of the proposed unisex toilets, and additional investigations relating to the impact on the building occupancy limits during construction were required following advice received from the Building Surveyors. This has extended the timeline for delivery.
→	(\$0.26m)	CCTV upgrade - Additional site visits requested by the design consultant initially impacted the schedule. The procurement approach has also been revised to ensure best value which will take longer than the original approach.
→	(\$0.25m)	Access Control Renewal in Council Buildings project has been on hold while the Security Policy, which includes access control principles, is being developed. The policy is currently being finalised and the project plan being revised to recommence the project.
→	(\$0.25m)	Council Furniture and Fitting budget reprioritised to deliver the Workplace Locker and Team Storage project.
→	(\$0.20m)	Gasworks Arts Park Reinstatement awaiting further testing and a contaminated soil remediation plan from State Government before Council can progress landscape design and construction works.
→	(\$0.19m)	Moran Reserve Pedestrian and Cycle Bridge - Original quotes received through the request for quote process were well above the allocated budget and not considered best value. A revised procurement approach (public tender) will be implemented which has impacted the timeline for delivery.
→	(\$0.16m)	Shakespeare Grove Public Toilet additional site investigations and options were required to identify a suitable location for both the Exeloo once removed, and the new toilet to be delivered, impacting the timeline for delivery.

  	\$ Variance	Reserve forecast adjustment explanatory notes
→	(\$0.10m)	South Melbourne Market Cecil Street Essential Services additional scope items were required to ensure compliance with current regulations, this required additional design works to be completed. The revised design now requires a building permit and Fire Engineering Reports to be completed by Fire Rescue Victoria, which has impacted the timeline for construction.

Legislative update

Material legislative breaches

No major breaches occurred in the month of March 2021.