

Your Go Electric Plan

Switching your home appliances from gas to electric, is great for your health, the environment and your hip pocket. Your household could save up to 75%* per year on your bills. Use this plan to prepare so that when your appliances need replacing, you're ready to make the switch.

- Step 1** Record the age of your gas appliances and any petrol/diesel cars (check receipts or the appliance nameplate).
- Step 2** Choose your future electric appliances and/or vehicle.
- Step 3** Prioritise the order of replacing any required appliances and/or vehicle.



Tips:

- Prioritise replacing appliances that are more than 10 years old
- Replace gas heating, cooktop and oven to improve indoor air quality
- Install Solar panels on your home to further reduce your running costs
- Improve insulation and seal gaps in your home to reduce heating and cooling bills
- Use the Climate Council [Calculator](#) to calculate your savings

Key




Good, Better, Best - Ranking of solution based on quality, efficiency and best for the environment.

\$-\$\$\$+: Upfront cost price range.

We are here to help. Go to: www.portphillip.vic.gov.au/sustainability

Current appliance	Age of current appliances (years)	Go Electric with a	When could I replace?
Gas heating		<input type="checkbox"/> Split system reverse cycle air conditioning (Good, Better, Best) \$-\$\$ <input type="checkbox"/> Ducted Reverse Cycle air conditioning (Good, Better , Best) \$\$\$ <input type="checkbox"/> Heat pump hydronic heating (Good, Better, Best) \$\$\$+ <input type="checkbox"/> Electric heater (Good , Better, Best) \$	
Gas hot water		<input type="checkbox"/> Electric heat pump (Good, Better, Best) \$-\$\$\$ <input type="checkbox"/> Electric storage (with solar and timer) (Good, Better , Best) \$	
Gas cooktop		<input type="checkbox"/> Induction stove (Good, Better, Best) \$-\$\$\$ <input type="checkbox"/> Electric stove (Good, Better , Best) \$-\$\$	
Gas oven		<input type="checkbox"/> Electric oven \$-\$\$\$	
Petrol or diesel car		<input type="checkbox"/> Electric bike \$-\$\$ <input type="checkbox"/> Electric vehicle \$\$-\$\$\$+	

Key appliances for an all-electric home

Appliance	Description	Benefits	Tips and resources	Council programs and other rebates
Solar panels and GreenPower 	<ul style="list-style-type: none"> ✓ Solar panels convert sunlight into free electricity for use in your home ✓ Any excess electricity goes back to the electricity grid or used to charge a battery 	<ul style="list-style-type: none"> ✓ Power your home with renewable energy ✓ Solar can make your electric appliances free to run ✓ Solar usually pays for itself in 3-5 years ✓ Anyone can support more renewable energy in Australia by choosing GreenPower 	<ul style="list-style-type: none"> ✓ Run your electric appliances during the day to maximise savings ✓ Check your electricity plan to make sure you're getting the best deal ✓ Check Greenpeace's Green Electricity Guide when choosing a GreenPower retailer 	Victorian Government Solar Victoria solar and battery rebates
Electric heating 	<ul style="list-style-type: none"> ✓ Can be single unit, many units or whole of house (ducted) ✓ Single units are the cheapest to run 	<ul style="list-style-type: none"> ✓ Can heat your home in winter and cool it in summer ✓ In winter, reverse cycle air-conditioning is 3-4 times more efficient than a standard electric heater or a gas space heater 	<ul style="list-style-type: none"> ✓ Clean filters regularly ✓ In winter set thermostat to 18-20°C ✓ In summer set thermostat to 23-25°C ✓ Choose a natural refrigerant such as R32 ✓ For more information visit Renew 	Victorian Government Energy Upgrade program has discounts for upgrading your heating and cooling
Electric heat pump hot water 	<ul style="list-style-type: none"> ✓ Heat is absorbed from the air outside and transferred to the water in the tank 	<ul style="list-style-type: none"> ✓ 3-5 times more efficient than an electric/gas hot water heater 	<ul style="list-style-type: none"> ✓ Choose a heat pump with a natural refrigerant ✓ Look for systems with control options (such a timer so you can use your solar energy) ✓ If your current water heater dies, ask for a temporary system while waiting for an electric heat pump ✓ For more information visit Renew 	Victorian Government Solar Victoria hot water rebate Victorian Government Energy Upgrade program has discounts for hot water
Induction cooktop 	<ul style="list-style-type: none"> ✓ If a magnet sticks to your cookware then it is compatible ✓ Stainless steel and cast iron work well 	<ul style="list-style-type: none"> ✓ Improved air quality ✓ Safe ✓ Fast and efficient ✓ Greater temperature range ✓ Easy to clean ✓ Cooler kitchen 	<ul style="list-style-type: none"> ✓ Check with an electrician to see if you need switchboard upgrades ✓ Choose electric cooktop alternatives if you have a pacemaker ✓ Portable induction cooktops are cheap, can plug into any wall, and are a great place to start ✓ For more information visit Choice or Renew 	No rebates currently available.
Electric Car or Bicycle 	<ul style="list-style-type: none"> ✓ Electric cars run on electricity rather than petrol or diesel ✓ Plug-in hybrid electric vehicles run on both electricity and petrol 	<ul style="list-style-type: none"> ✓ Electric cars are cheap to run and need very little maintenance ✓ Can be charged on clean renewable energy ✓ Non-polluting and quiet to drive and ride ✓ Electric and cargo bikes are a great alternative to using a car 	<ul style="list-style-type: none"> ✓ Consider an electric bike before investing in a car ✓ Use the Electric Vehicle Council cost calculator ✓ Consider location and charging speeds for home charging ✓ Find public charging stations on PlugShare 	Victorian Government Solar Victoria zero emissions vehicle subsidy

Resources:

[Guide to Electrifying Your Apartment or Townhouse](#)

Sustainability Victoria: [Electrify your home](#) | Sustainability Victoria

[My Efficient Electric Home](#) Facebook group

* <https://renew.org.au/research/limiting-energy-bills-by-getting-off-gas/>