City of Port Phillip
Advertised Plan 1 of 40

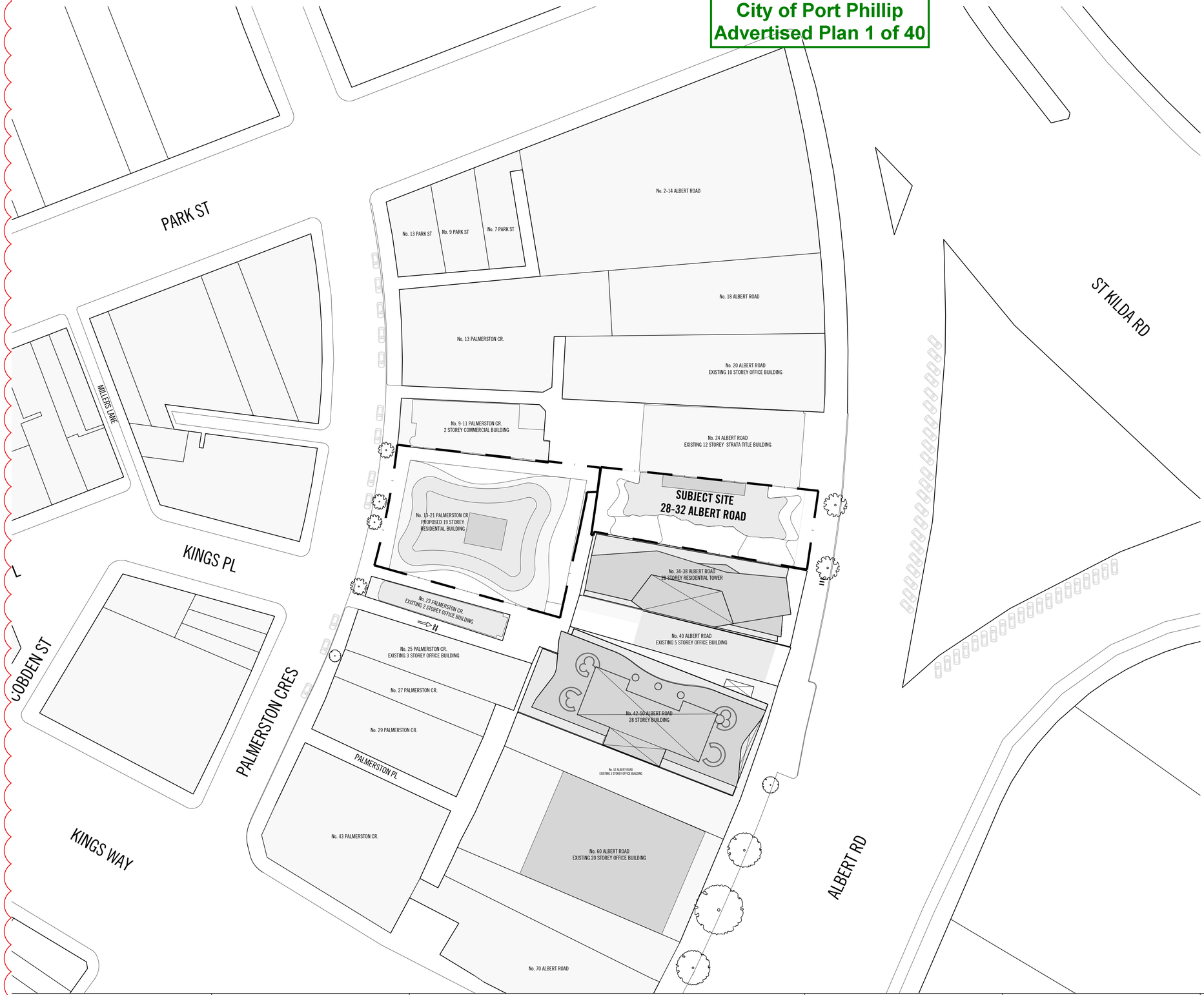

28-32 ALBERT ROAD, SOUTH MELBOURNE
DRAWING LIST

SITE INFORMATION (A0000-A0009)

A0000	LOCATION PLAN & DRAWING LIST
A0001	SITE PLAN
A0002	SITE SURVEY PLAN
A0003	TITLE PLAN

GENERAL ARRANGEMENT PLANS (A0090-A0289)

A0099	BASEMENT B1-B3 FLOOR PLANS
A0100LG	LEVEL 00 LOWER GROUND FLOOR PLAN
A0100	LEVEL 00 GROUND FLOOR PLAN
A0101	LEVEL 01 FLOOR PLAN
A0102	LEVEL 02 FLOOR PLAN
A0103	LEVEL 03-05 FLOOR PLAN
A0106	LEVEL 06 FLOOR PLAN
A0107	LEVEL 07-09 FLOOR PLAN
A0110	LEVEL 10 FLOOR PLAN
A0111	LEVEL 11-14 FLOOR PLAN
A0115	LEVEL 15-20 FLOOR PLAN
A0121	LEVEL 21-22 FLOOR PLAN
A0123	LEVEL 23 FLOOR PLAN
A0124	LEVEL 24 FLOOR PLAN
A0125	LEVEL 25 FLOOR PLAN
A0126	ROOF PLAN

ELEVATIONS (A0900-A0949)

A0900	EAST ELEVATION
A0901	SOUTH ELEVATION
A0902	WEST ELEVATION
A0903	NORTH ELEVATION

SECTIONS (A0950-A0999)

A0950	SECTION A-A
A0951	SECTION B-B
A0952	SECTION C-C
A0953	SECTION D-D

APARTMENT DESIGN GUIDELINES FOR VICTORIA (A2500-A2510)

A2500	SHEET 01
A2501	SHEET 02
A2502	SHEET 03
A2503	SHEET 04
A2504	SHEET 05
A2505	SHEET 06
A2506	SHEET 07
A2507	SHEET 08
A2508	SHEET 09
A2509	SHEET 10
A2510	SHEET 11

AMENDMENTS TO ENDORSEMENT PLANS:

A. DRAWING LIST AND SITE CONTEXT UPDATED.

DATE	REVISION No.	REASON FOR ISSUE	DRAWN BY
08.03.2022	-	ISSUED FOR INFORMATION	PK
07.04.2022	A	ISSUED FOR TP AMENDMENT	PK

DATE	REVISION No.	REASON FOR ISSUE	DRAWN BY

Note : The drawings are to be viewed with regard to the scale at which the document has been issued and for the specific purpose of the issue. The information contained within is considered to be correct at the time of documentation.
As an uncontrolled document, Elenberg Fraser accepts no responsibility for alterations by persons once issued.
By accepting and utilizing any drawings or other data or any form of electronic media generated and provided by Elenberg Fraser the Client agrees not to use these drawings and data, in whole or in part, for any purpose or project other than the project which is the subject of this agreement.
The Client agrees to waive all claims against Elenberg Fraser resulting in any way or from any unauthorised changes or reuse of the drawings and data for any other project by anyone other than Elenberg Fraser..
In addition, the client agrees, to the fullest extent permitted by the law, to indemnify and hold Elenberg Fraser harmless from any damage, liability, or cost, including reasonable lawyer's fees and costs of defence, arising from any changes made by anyone other that Elenberg Fraser or from any reuse of the drawings and data without prior written consent of Elenberg Fraser.
By accepting and utilizing any drawings or other data on any form of electronic media generated and provided by Elenberg Fraser, the Client covenants and agrees that all such drawings and data are instruments of service of Elenberg Fraser, who shall be deemed the author of the drawings and data and shall retain all common law, statutory law and other rights, including copyrights and intellectual property.

SCALE@A1 1:500 @ A1

PRELIMINARY
NOT FOR CONSTRUCTION

Figured dimensions take precedence to scale readings. Verify all dimensions on site. Report any discrepancies to the Architect for decision before proceeding with the work.

Copyright©

ELENBERG FRASER
LEVEL 3, 160 QUEEN STREET MELBOURNE VICTORIA 3000
AUSTRALIA
TEL +61 3 9600 2260 FAX +61 3 9600 2266
MAIL@E-F.COM.AU WWW.E-F.COM.AU
ABN 97 556 188 726

Project Title
28-32 ALBERT ROAD
SOUTH MELBOURNE

Client
DCF

Drawing Title
LOCATION PLAN & DRAWING LIST

Project Number
17016

Drawing Number
A0000

Drawing Status
TP

Revision
A

May 27, 2022 – 10:52am

City of Port Phillip
Advertised Plan 2 of 40

AMENDMENTS TO ENDORSEMENT PLANS:

A. NEW SHEET ADDED TO SHOW SITE LOCATION AND CONTEXT.

DATE	REVISION No.	REASON FOR ISSUE	DRAWN BY
08.03.2022	-	ISSUED FOR INFORMATION	PK
07.04.2022	A	ISSUED FOR TP AMENDMENT	PK

DATE	REVISION No.	REASON FOR ISSUE	DRAWN BY

Note : The drawings are to be viewed with regard to the scale at which the document has been issued and for the specific purpose of the issue. The information contained within is considered to be correct at the time of documentation.
As an uncontrolled document, Elenberg Fraser accepts no responsibility for alterations by persons once issued.
By accepting and utilizing any drawings or other data or any form of electronic media generated and provided by Elenberg Fraser the Client agrees not to use these drawings and data, in whole or in part, for any purpose or project other than the project which is the subject of this agreement.
The Client agrees to waive all claims against Elenberg Fraser resulting in any way or from any unauthorised changes or reuse of the drawings and data for any other project by anyone other than Elenberg Fraser.
In addition, the client agrees, to the fullest extent permitted by the law, to indemnify and hold Elenberg Fraser harmless from any damage, liability, or cost, including reasonable lawyer's fees and costs of defence, arising from any changes made by anyone other that Elenberg Fraser or from any reuse of the drawings and data without prior written consent of Elenberg Fraser.
By accepting and utilizing any drawings or other data on any form of electronic media generated and provided by Elenberg Fraser, the Client covenants and agrees that all such drawings and data are instruments of service of Elenberg Fraser, who shall be deemed the author of the drawings and data and shall retain all common law, statutory law and other rights, including copyrights and Intellectual property.

SCALE@A1 **1:500 @ A1**

PRELIMINARY
NOT FOR CONSTRUCTION

Figured dimensions take precedence to scale readings. Verify all dimensions on site.
Report any discrepancies to the Architect for decision before proceeding with the work.

Copyright ©

ELENBERG FRASER
LEVEL 3, 160 QUEEN STREET MELBOURNE VICTORIA 3000
AUSTRALIA
TEL +61 3 9600 2260 FAX +61 3 9600 2266
MAIL@E-F.COM.AU WWW.E-F.COM.AU
ABN 97 556 188 726

Project Title
28-32 ALBERT ROAD
SOUTH MELBOURNE

Client
DCF

Drawing Title
SITE PLAN

Project Number
17016

Drawing Number
A0001

Drawing Status
TP

Revision
A

May 27, 2022 – 1:07pm

City of Port Phillip
Advertised Plan 3 of 40

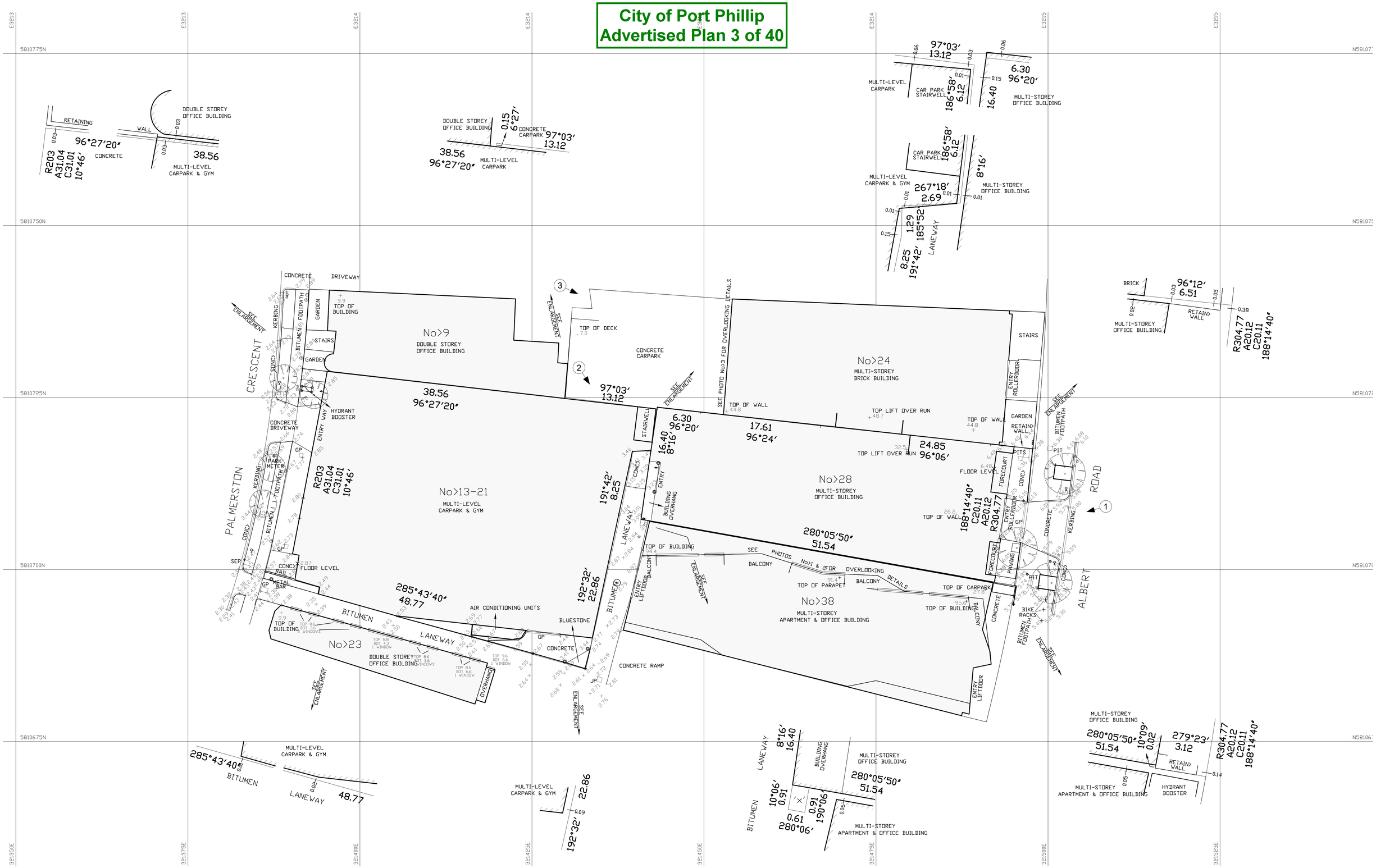

DATE	REVISION No.	REASON FOR ISSUE	DRAWN BY
08.03.2022	-	ISSUED FOR INFORMATION	PK
07.04.2022	A	ISSUED FOR TP AMENDMENT	PK

DATE	REVISION No.	REASON FOR ISSUE	DRAWN BY

Note : The drawings are to be viewed with regard to the scale at which the document has been issued and for the specific purpose of the issue. The information contained within is considered to be correct at the time of documentation.
As an uncontrolled document, Elenberg Fraser accepts no responsibility for alterations by persons once issued.
By accepting and utilizing any drawings or other data or any form of electronic media generated and provided by Elenberg Fraser the Client agrees not to use these drawings and data, in whole or in part, for any purpose or project other than the project which is the subject of this agreement.
The Client agrees to waive all claims against Elenberg Fraser resulting in any way or from any unauthorised changes or reuse of the drawings and data for any other project by anyone other than Elenberg Fraser.
In addition, the client agrees, to the fullest extent permitted by the law, to indemnify and hold Elenberg Fraser harmless from any damage, liability, or cost, including reasonable lawyer's fees and costs of defence, arising from any changes made by anyone other that Elenberg Fraser or from any reuse of the drawings and data without prior written consent of Elenberg Fraser.
By accepting and utilizing any drawings or other data on any form of electronic media generated and provided by Elenberg Fraser, the Client covenants and agrees that all such drawings and data are instruments of service of Elenberg Fraser, who shall be deemed the author of the drawings and data and shall retain all common law, statutory law and other rights, including copyrights and Intellectual property.

SCALE@A1 1:250 @ A1

PRELIMINARY
NOT FOR CONSTRUCTION

Figured dimensions take precedence to scale readings. Verify all dimensions on site.
Report any discrepancies to the Architect for decision before proceeding with the work.

Copyright©

ELENBERG FRASER
LEVEL 3, 160 QUEEN STREET MELBOURNE VICTORIA 3000
AUSTRALIA
TEL +61 3 9600 2260 FAX +61 3 9600 2266
MAIL@E-F.COM.AU WWW.E-F.COM.AU
ABN 97 556 189 726

Project Title
28-32 ALBERT ROAD
SOUTH MELBOURNE

Client
DCF

Drawing Title
SITE SURVEY PLAN
PROVIDED BY SMEC URBAN - 22/07/2014

Project Number: **17016**
Drawing Number: **A0002**
Drawing Status: **TP**
Revision: **A**

May 27, 2022 – 10:52am

City of Port Phillip
Advertised Plan 4 of 40

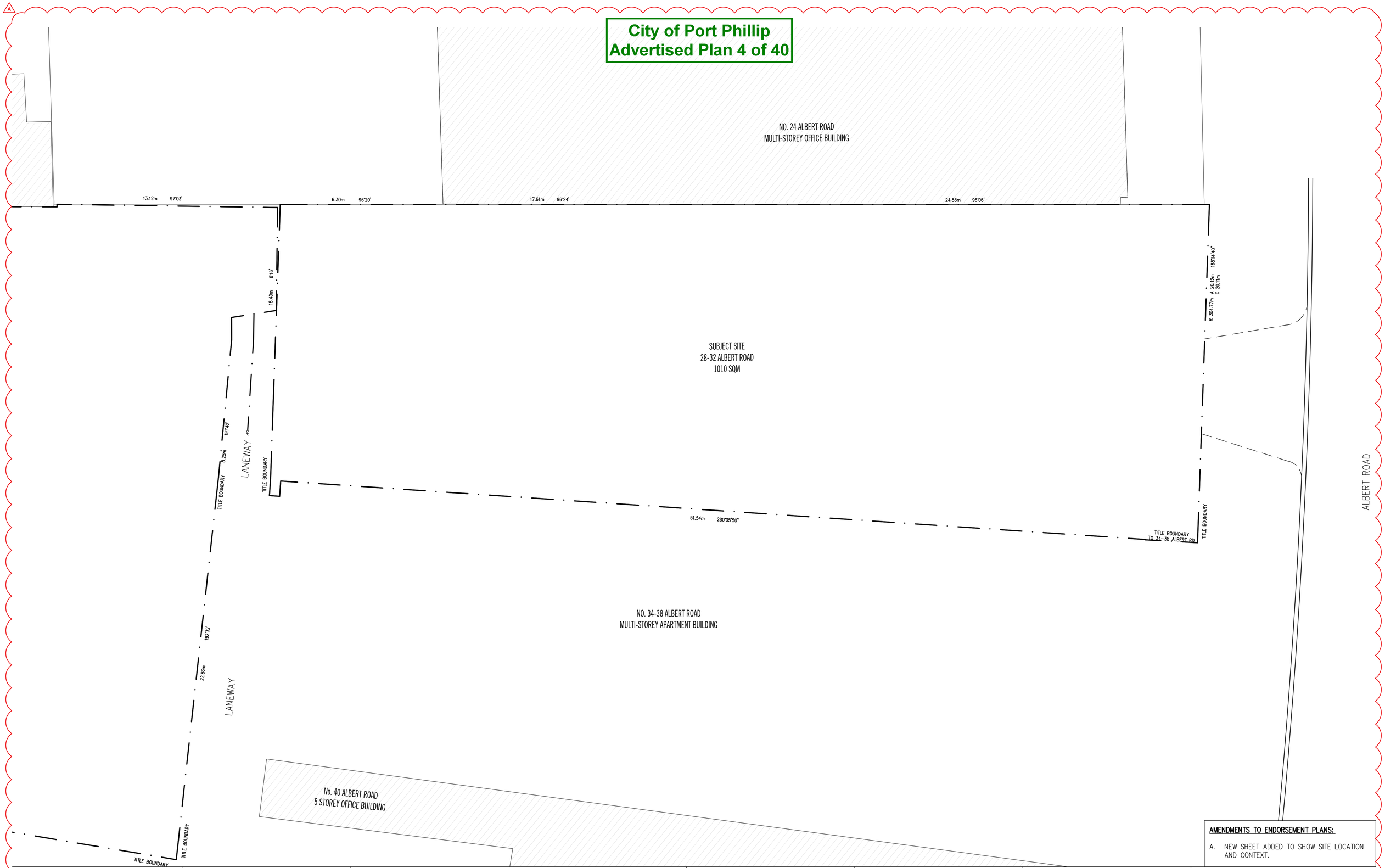

AMENDMENTS TO ENDORSEMENT PLANS:

A. NEW SHEET ADDED TO SHOW SITE LOCATION AND CONTEXT.

DATE	REVISION No.	REASON FOR ISSUE	DRAWN BY
08.03.2022	-	ISSUED FOR INFORMATION	PK
07.04.2022	A	ISSUED FOR TP AMENDMENT	PK

DATE	REVISION No.	REASON FOR ISSUE	DRAWN BY

Note : The drawings are to be viewed with regard to the scale at which the document has been issued and for the specific purpose of the issue. The information contained within is considered to be correct at the time of documentation.
As an uncontrolled document, Elenberg Fraser accepts no responsibility for alterations by persons once issued.
By accepting and utilizing any drawings or other data or any form of electronic media generated and provided by Elenberg Fraser the Client agrees not to use these drawings and data, in whole or in part, for any purpose or project other than the project which is the subject of this agreement.
The Client agrees to waive all claims against Elenberg Fraser resulting in any way or from any unauthorised changes or reuse of the drawings and data for any other project by anyone other than Elenberg Fraser.
In addition, the client agrees, to the fullest extent permitted by the law, to indemnify and hold Elenberg Fraser harmless from any damage, liability, or cost, including reasonable lawyer's fees and costs of defence, arising from any changes made by anyone other that Elenberg Fraser or from any reuse of the drawings and data without prior written consent of Elenberg Fraser.
By accepting and utilizing any drawings or other data on any form of electronic media generated and provided by Elenberg Fraser, the Client covenants and agrees that all such drawings and data are instruments of service of Elenberg Fraser, who shall be deemed the author of the drawings and data and shall retain all common law, statutory law and other rights, including copyrights and Intellectual property.

SCALE@A1 1:100 @ A1

PRELIMINARY
NOT FOR CONSTRUCTION

Figured dimensions take precedence to scale readings. Verify all dimensions on site. Report any discrepancies to the Architect for decision before proceeding with the work.

Copyright ©

ELENBERG FRASER
LEVEL 3, 160 QUEEN STREET MELBOURNE VICTORIA 3000
AUSTRALIA
TEL +61 3 9600 2260 FAX +61 3 9600 2266
MAIL@E-F.COM.AU WWW.E-F.COM.AU
ABN 97 556 188 726

Project Title
28-32 ALBERT ROAD
SOUTH MELBOURNE

Client
DCF

Drawing Title
TITLE PLAN

Project Number
17016

Drawing Number
A0003

Drawing Status
TP

Revision
A

May 27, 2022 – 10:52am

City of Port Phillip
Advertised Plan 5 of 40

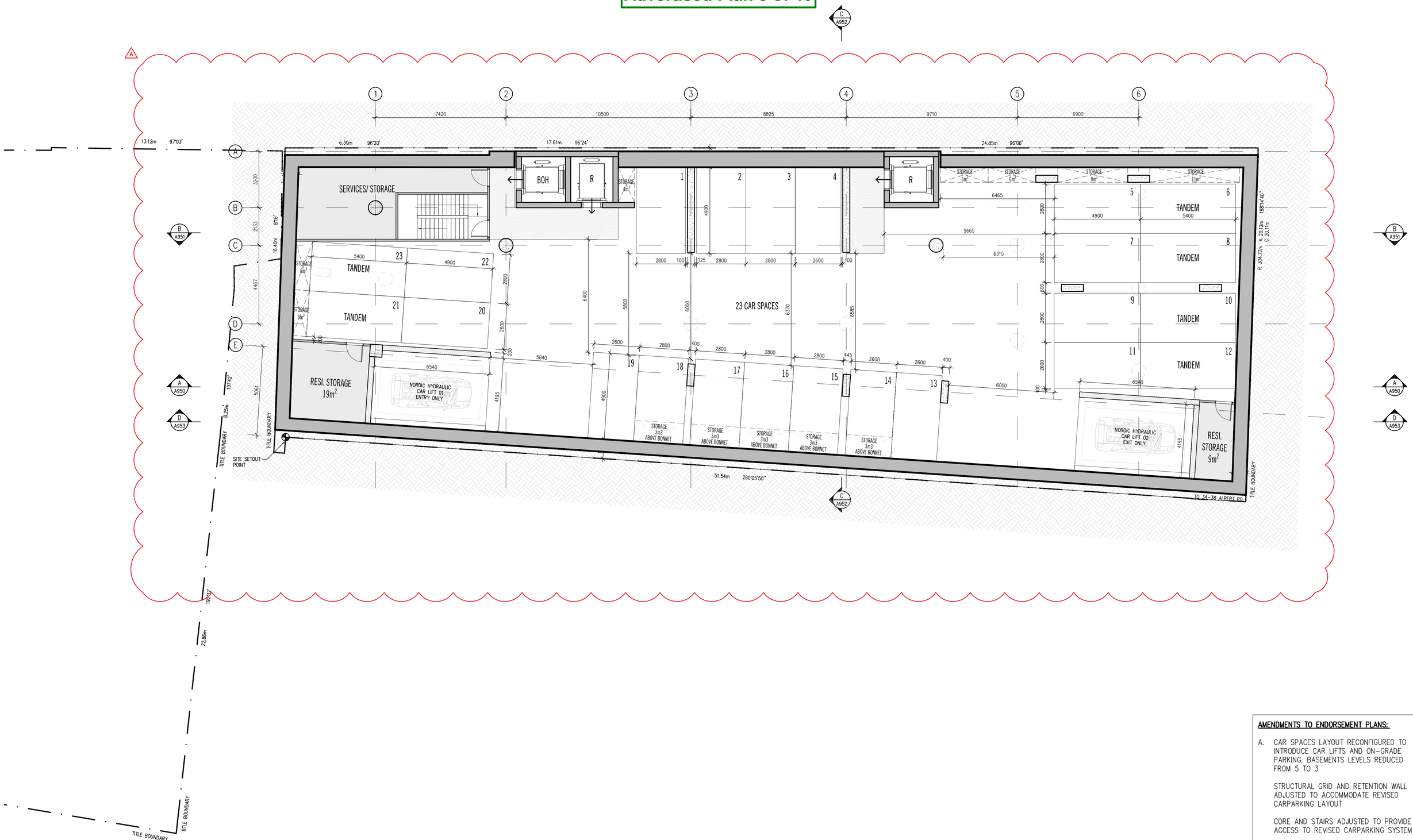

AMENDMENTS TO ENDORSEMENT PLANS:

A. CAR SPACES LAYOUT RECONFIGURED TO INTRODUCE CAR LIFTS AND ON–GRADE PARKING. BASEMENTS LEVELS REDUCED FROM 5 TO 3

STRUCTURAL GRID AND RETENTION WALL ADJUSTED TO ACCOMMODATE REVISED CARPARKING LAYOUT

CORE AND STAIRS ADJUSTED TO PROVIDE ACCESS TO REVISED CARPARKING SYSTEM

DATE	REVISION No.	REASON FOR ISSUE	DRAWN BY
12.12.2019	A	S87A VCAT ISSUE	JK
09.04.2020	B	S87A VCAT ISSUE	HO
10.09.2020	D	AGREEMENT PLANS	RK
08.03.2022	E	ISSUED FOR INFORMATION	PK
07.04.2022	F	ISSUED FOR TP AMENDMENT	PK

DATE	REVISION No.	REASON FOR ISSUE	DRAWN BY

Note : The drawings are to be viewed with regard to the scale at which the document has been issued and for the specific purpose of the issue. The information contained within is considered to be correct at the time of documentation.
As an uncontrolled document, Elenberg Fraser accepts no responsibility for alterations by persons once issued.
By accepting and utilizing any drawings or other data or any form of electronic media generated and provided by Elenberg Fraser the Client agrees not to use these drawings and data, in whole or in part, for any purpose or project other than the project which is the subject of this agreement.
The Client agrees to waive all claims against Elenberg Fraser resulting in any way or from any unauthorised changes or reuse of the drawings and data for any other project by anyone other than Elenberg Fraser.
In addition, the client agrees, to the fullest extent permitted by the law, to indemnify and hold Elenberg Fraser harmless from any damage, liability, or cost, including reasonable lawyer's fees and costs of defence, arising from any changes made by anyone other that Elenberg Fraser or from any reuse of the drawings and data without prior written consent of Elenberg Fraser.
By accepting and utilizing any drawings or other data on any form of electronic media generated and provided by Elenberg Fraser, the Client covenants and agrees that all such drawings and data are instruments of service of Elenberg Fraser, who shall be deemed the author of the drawings and data and shall retain all common law, statutory law and other rights, including copyrights and intellectual property.

SCALE@A1 1:100 @ A1

PRELIMINARY
NOT FOR CONSTRUCTION

Figured dimensions take precedence to scale readings. Verify all dimensions on site.
Report any discrepancies to the Architect for decision before proceeding with the work.

Copyright ©

ELENBERG FRASER
LEVEL 3, 160 QUEEN STREET MELBOURNE VICTORIA 3000
AUSTRALIA
TEL +61 3 9600 2260 FAX +61 3 9600 2266
MAIL@E-F.COM.AU WWW.E-F.COM.AU
ABN 97 556 188 726

Project Title:
28-32 ALBERT ROAD
SOUTH MELBOURNE

Client
DCF

Drawing Title:
GENERAL ARRANGEMENT PLAN
BASEMENT 1 - BASEMENT 3

Project Number: **17016**
Drawing Number: **A0099**
Drawing Status: **TP**
Revision: **F**

May 31, 2022 – 4:15pm

City of Port Phillip
Advertised Plan 6 of 40

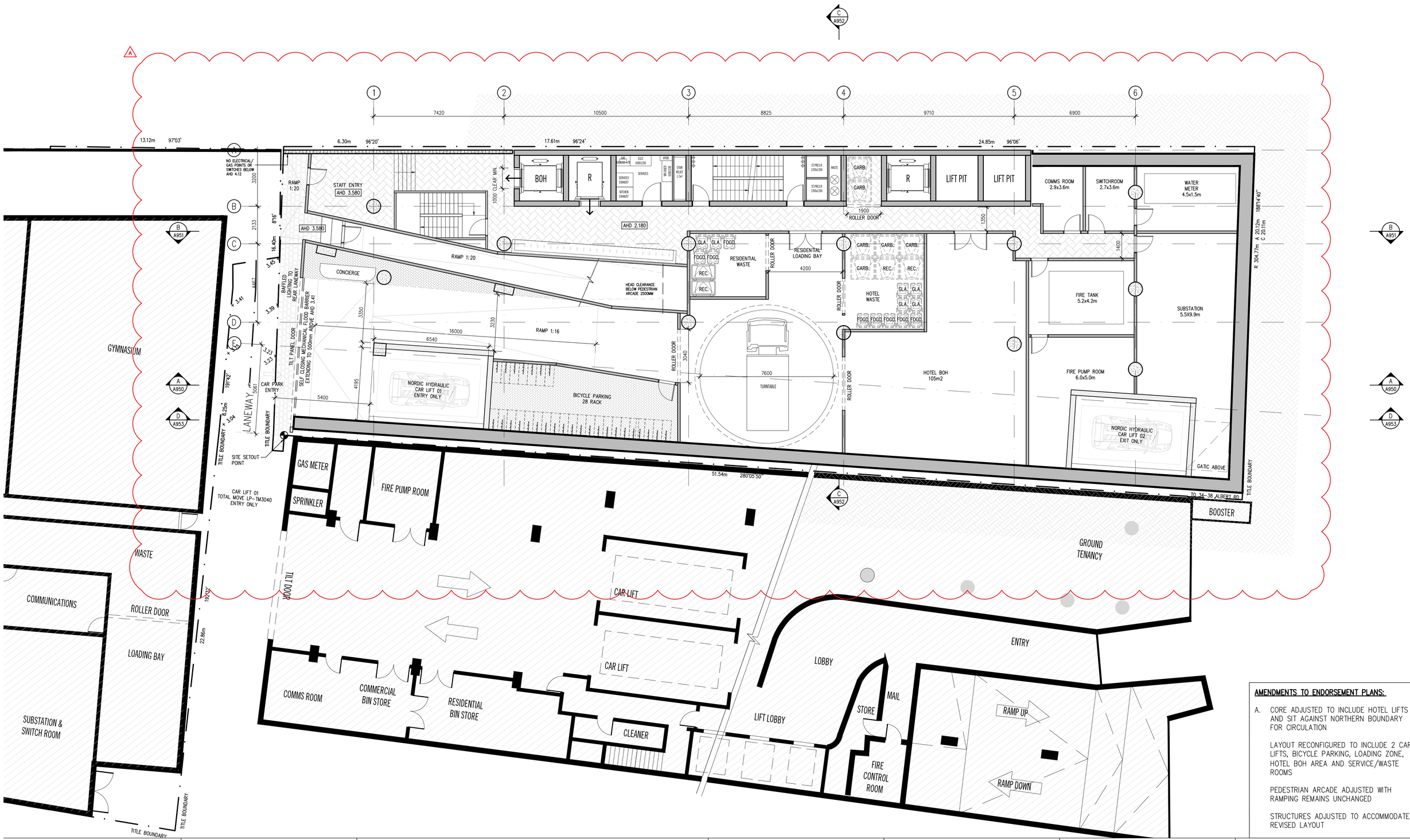

AMENDMENTS TO ENDORSEMENT PLANS:

A. CORE ADJUSTED TO INCLUDE HOTEL LIFTS AND SIT AGAINST NORTHERN BOUNDARY FOR CIRCULATION

LAYOUT RECONFIGURED TO INCLUDE 2 CAR LIFTS, BICYCLE PARKING, LOADING ZONE, HOTEL BOH AREA AND SERVICE/WASTE ROOMS

PEDESTRIAN ARCADE ADJUSTED WITH RAMPING REMAINS UNCHANGED

STRUCTURES ADJUSTED TO ACCOMMODATE REVISED LAYOUT

DATE	REVISION No.	REASON FOR ISSUE	DRAWN BY
12.12.2019	A	S87A VCAT ISSUE	IK
09.04.2020	B	S87A VCAT ISSUE	HO
10.09.2020	D	AGREEMENT PLANS	RK
08.03.2022	E	ISSUED FOR INFORMATION	PK
07.04.2022	F	ISSUED FOR TP AMENDMENT	PK

DATE	REVISION No.	REASON FOR ISSUE	DRAWN BY

Note : The drawings are to be viewed with regard to the scale at which the document has been issued and for the specific purpose of the issue. The information contained within is considered to be correct at the time of documentation.
As an uncontrolled document, Elenberg Fraser accepts no responsibility for alterations by persons once issued.
By accepting and utilizing any drawings or other data or any form of electronic media generated and provided by Elenberg Fraser the Client agrees not to use these drawings and data, in whole or in part, for any purpose or project other than the project which is the subject of this agreement.
The Client agrees to waive all claims against Elenberg Fraser resulting in any way or from any unauthorised changes or reuse of the drawings and data for any other project by anyone other than Elenberg Fraser.
In addition, the client agrees, to the fullest extent permitted by the law, to indemnify and hold Elenberg Fraser harmless from any damage, liability, or cost, including reasonable lawyer's fees and costs of defence, arising from any changes made by anyone other that Elenberg Fraser or from any reuse of the drawings and data without prior written consent of Elenberg Fraser,
By accepting and utilizing any drawings or other data on any form of electronic media generated and provided by Elenberg Fraser, the Client covenants and agrees that all such drawings and data are instruments of service of Elenberg Fraser, who shall be deemed the author of the drawings and data and shall retain all common law, statutory law and other rights, including copyrights and Intellectual property.

SCALE@A1 1:100 @ A1

PRELIMINARY
NOT FOR CONSTRUCTION

Figured dimensions take precedence to scale readings. Verify all dimensions on site.
Report any discrepancies to the Architect for decision before proceeding with the work.

Copyright ©

ELENBERG FRASER
LEVEL 3, 160 QUEEN STREET MELBOURNE VICTORIA 3000
AUSTRALIA
TEL +61 3 9600 2260 FAX +61 3 9600 2266
MAIL@E-F.COM.AU WWW.E-F.COM.AU
ABN 97 556 189 726

Project Title
28-32 ALBERT ROAD
SOUTH MELBOURNE

Client
DCF

Drawing Title
GENERAL ARRANGEMENT PLAN
LOWER GROUND

Project Number
17016

Drawing Number
A0100LG

Drawing Status
TP

Revision
F

May 27, 2022 – 1:07pm

City of Port Phillip
Advertised Plan 7 of 40

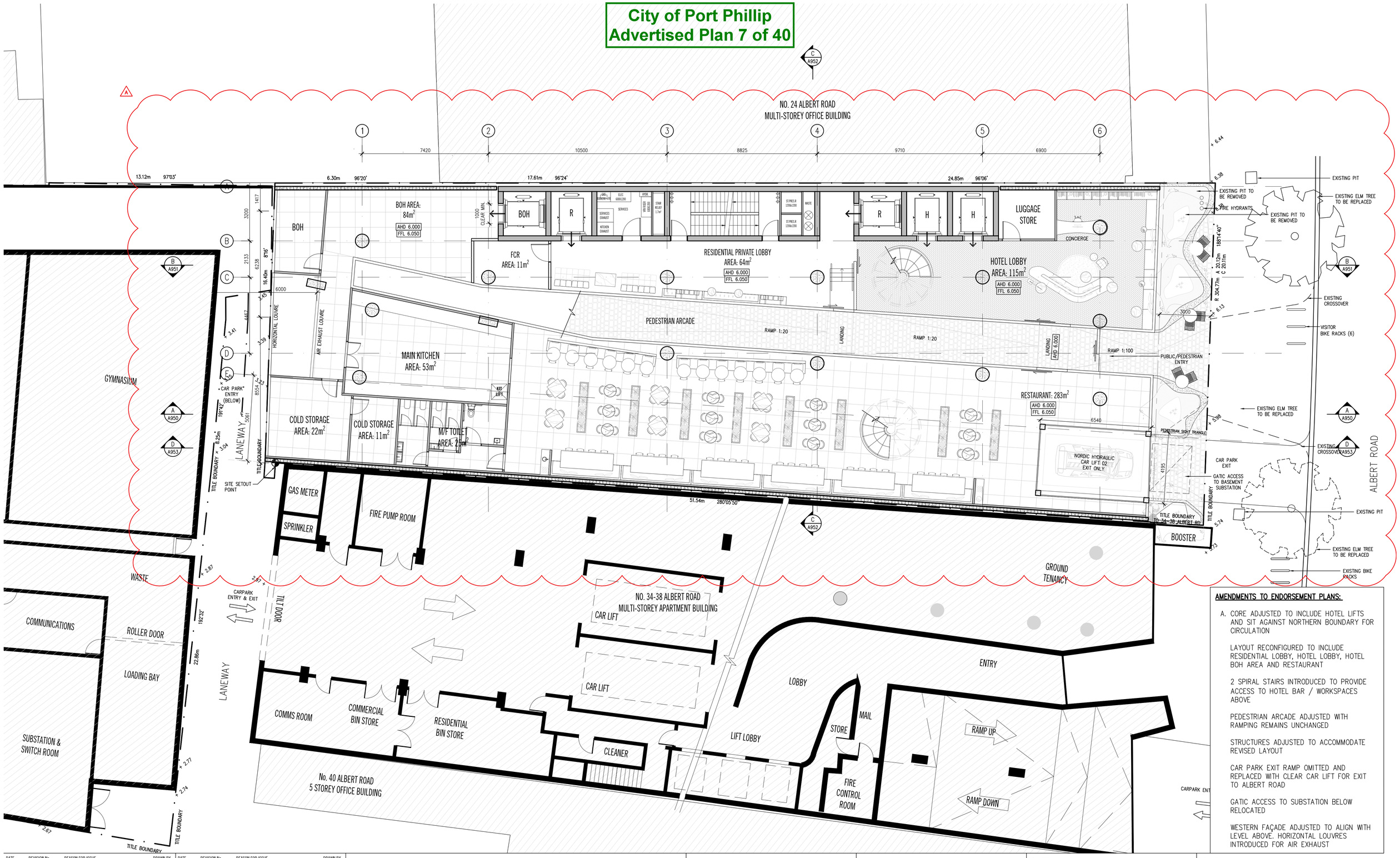

AMENDMENTS TO ENDORSEMENT PLANS:

A. CORE ADJUSTED TO INCLUDE HOTEL LIFTS AND SIT AGAINST NORTHERN BOUNDARY FOR CIRCULATION

LAYOUT RECONFIGURED TO INCLUDE RESIDENTIAL LOBBY, HOTEL LOBBY, HOTEL BOH AREA AND RESTAURANT

2 SPIRAL STAIRS INTRODUCED TO PROVIDE ACCESS TO HOTEL BAR / WORKSPACES ABOVE

PEDESTRIAN ARCADE ADJUSTED WITH RAMPING REMAINS UNCHANGED

STRUCTURES ADJUSTED TO ACCOMMODATE REVISED LAYOUT

CAR PARK EXIT RAMP OMITTED AND REPLACED WITH CLEAR CAR LIFT FOR EXIT TO ALBERT ROAD

GATIC ACCESS TO SUBSTATION BELOW RELOCATED

WESTERN FAÇADE ADJUSTED TO ALIGN WITH LEVEL ABOVE. HORIZONTAL LOUVRES INTRODUCED FOR AIR EXHAUST

DATE	REVISION No.	REASON FOR ISSUE	DRAWN BY
12.12.2019	A	S87A VCAT ISSUE	JK
09.04.2020	B	S87A VCAT ISSUE	HO
10.09.2020	D	AGREEMENT PLANS	RK
08.03.2022	E	ISSUED FOR INFORMATION	PK
07.04.2022	F	ISSUED FOR TP AMENDMENT	PK

DATE	REVISION No.	REASON FOR ISSUE	DRAWN BY

Note : The drawings are to be viewed with regard to the scale at which the document has been issued and for the specific purpose of the issue. The information contained within is considered to be correct at the time of documentation.
As an uncontrolled document, Elenberg Fraser accepts no responsibility for alterations by persons once issued.
By accepting and utilizing any drawings or other data or any form of electronic media generated and provided by Elenberg Fraser the Client agrees not to use these drawings and data, in whole or in part, for any purpose or project other than the project which is the subject of this agreement.
The Client agrees to waive all claims against Elenberg Fraser resulting in any way or from any unauthorised changes or reuse of the drawings and data for any other project by anyone other than Elenberg Fraser.
In addition, the client agrees, to the fullest extent permitted by the law, to indemnify and hold Elenberg Fraser harmless from any damage, liability, or cost, including reasonable lawyer's fees and costs of defence, arising from any changes made by anyone other that Elenberg Fraser or from any reuse of the drawings and data without prior written consent of Elenberg Fraser.
By accepting and utilizing any drawings or other data on any form of electronic media generated and provided by Elenberg Fraser, the Client covenants and agrees that all such drawings and data are instruments of service of Elenberg Fraser, who shall be deemed the author of the drawings and data and shall retain all common law, statutory law and other rights, including copyrights and intellectual property.

SCALE@A1 1:100 @ A1

PRELIMINARY
NOT FOR CONSTRUCTION

Figured dimensions take precedence to scale readings. Verify all dimensions on site.
Report any discrepancies to the Architect for decision before proceeding with the work.

Copyright ©

ELENBERG FRASER
LEVEL 3, 160 QUEEN STREET MELBOURNE VICTORIA 3000
AUSTRALIA
TEL +61 3 9600 2260 FAX +61 3 9600 2266
MAIL@E-F.COM.AU WWW.E-F.COM.AU
ABN 97 556 188 726

Project Title
28-32 ALBERT ROAD
SOUTH MELBOURNE

Client
DCF

Drawing Title
GENERAL ARRANGEMENT PLAN
GROUND FLOOR

Project Number: **17016**
Drawing Number: **A0100**
Drawing Status: **TP**
Revision: **F**

May 31, 2022 – 11:52am

City of Port Phillip
Advertised Plan 8 of 40

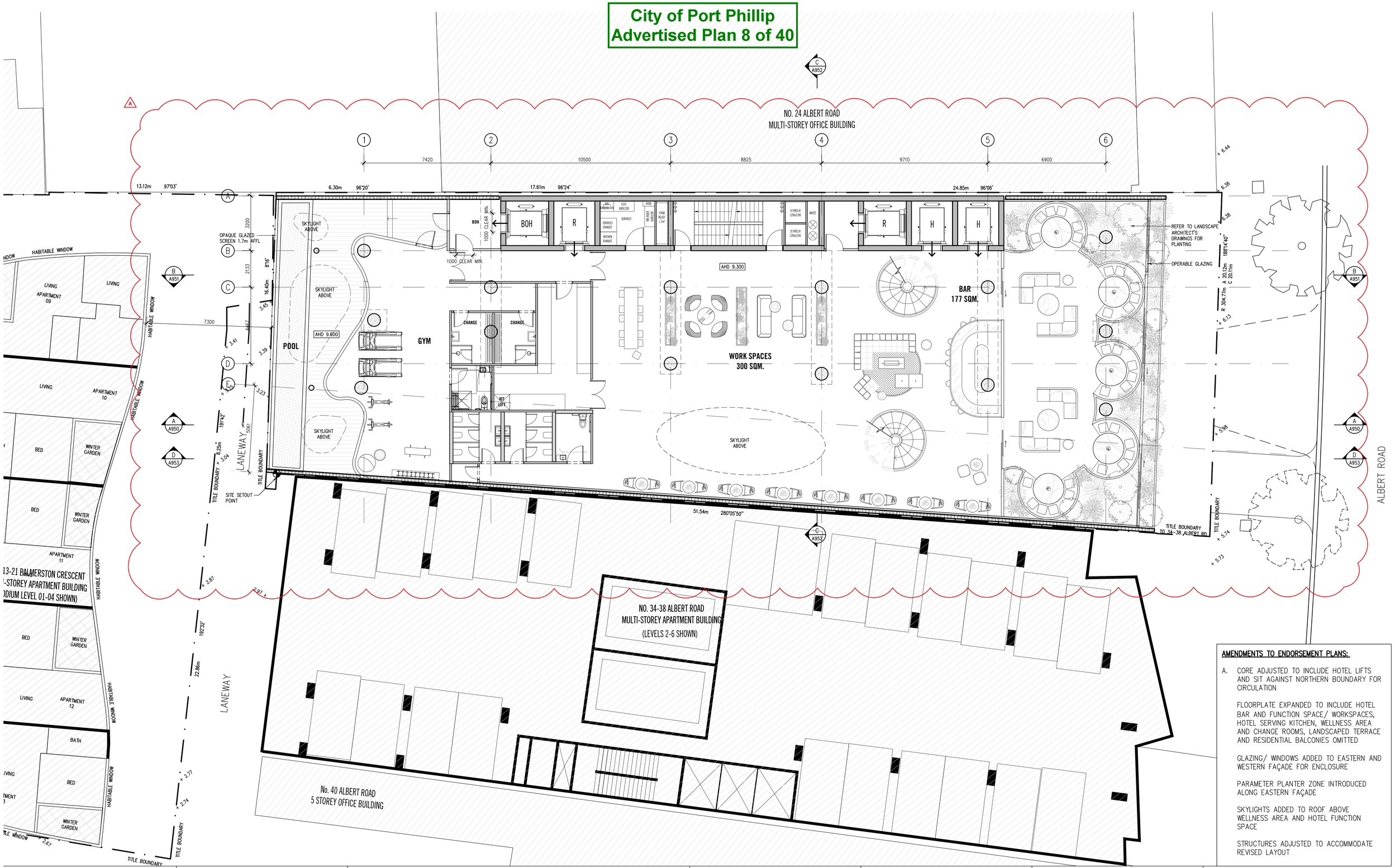

AMENDMENTS TO ENDORSEMENT PLANS:

A. CORE ADJUSTED TO INCLUDE HOTEL LIFTS AND SIT AGAINST NORTHERN BOUNDARY FOR CIRCULATION

FLOORPLATE EXPANDED TO INCLUDE HOTEL BAR AND FUNCTION SPACE/ WORKSPACES, HOTEL SERVING KITCHEN, WELLNESS AREA AND CHANGE ROOMS, LANDSCAPED TERRACE AND RESIDENTIAL BALCONIES OMITTED

GLAZING/ WINDOWS ADDED TO EASTERN AND WESTERN FAÇADE FOR ENCLOSURE

PARAMETER PLANTER ZONE INTRODUCED ALONG EASTERN FAÇADE

SKYLIGHTS ADDED TO ROOF ABOVE WELLNESS AREA AND HOTEL FUNCTION SPACE

STRUCTURES ADJUSTED TO ACCOMMODATE REVISED LAYOUT

DATE	REVISION No.	REASON FOR ISSUE	DRAWN BY
12.12.2019	A	SBTA VCAT ISSUE	JK
09.04.2020	B	SBTA VCAT ISSUE	HO
10.09.2020	D	AGREEMENT PLANS	RK
08.03.2022	E	ISSUED FOR INFORMATION	PK
07.04.2022	F	ISSUED FOR TP AMENDMENT	PK

DATE	REVISION No.	REASON FOR ISSUE	DRAWN BY

Note : The drawings are to be viewed with regard to the scale at which the document has been issued and for the specific purpose of the issue, The information contained within is considered to be correct at the time of documentation.
As an uncontrolled document, Elenberg Fraser accepts no responsibility for alterations by persons once issued.
By accepting and utilizing any drawings or other data or any form of electronic media generated and provided by Elenberg Fraser the Client agrees not to use these drawings and data, in whole or in part, for any purpose or project other than the project which is the subject of this agreement.
The Client agrees to waive all claims against Elenberg Fraser resulting in any way or from any unauthorised changes or reuse of the drawings and data for any other project by anyone other than Elenberg Fraser.
In addition, the client agrees, to the fullest extent permitted by the law, to indemnify and hold Elenberg Fraser harmless from any damage, liability, or cost, including reasonable lawyer's fees and costs of defence, arising from any changes made by anyone other that Elenberg Fraser or from any reuse of the drawings and data without prior written consent of Elenberg Fraser.
By accepting and utilizing any drawings or other data on any form of electronic media generated and provided by Elenberg Fraser, the Client covenants and agrees that all such drawings and data are instruments of service of Elenberg Fraser, who shall be deemed the author of the drawings and data and shall retain all common law, statutory law and other rights, including copyrights and Intellectual property.

SCALE@A1 1:100 @ A1

PRELIMINARY
NOT FOR CONSTRUCTION

Figured dimensions take precedence to scale readings. Verify all dimensions on site. Report any discrepancies to the Architect for decision before proceeding with the work.

Copyright©

ELENBERG FRASER
LEVEL 3, 160 QUEEN STREET MELBOURNE VICTORIA 3000
AUSTRALIA
TEL +61 3 9600 2260 FAX +61 3 9600 2266
MAIL@E-F.COM.AU WWW.E-F.COM.AU
ABN 97 556 188 726

Project Title
28-32 ALBERT ROAD
SOUTH MELBOURNE

Client
DCF

Drawing Title
GENERAL ARRANGEMENT PLAN
LEVEL 01

Project Number: **17016**
Drawing Number: **A0101**
Drawing Status: **TP**
Revision: **F**

May 31, 2022 – 11:53am

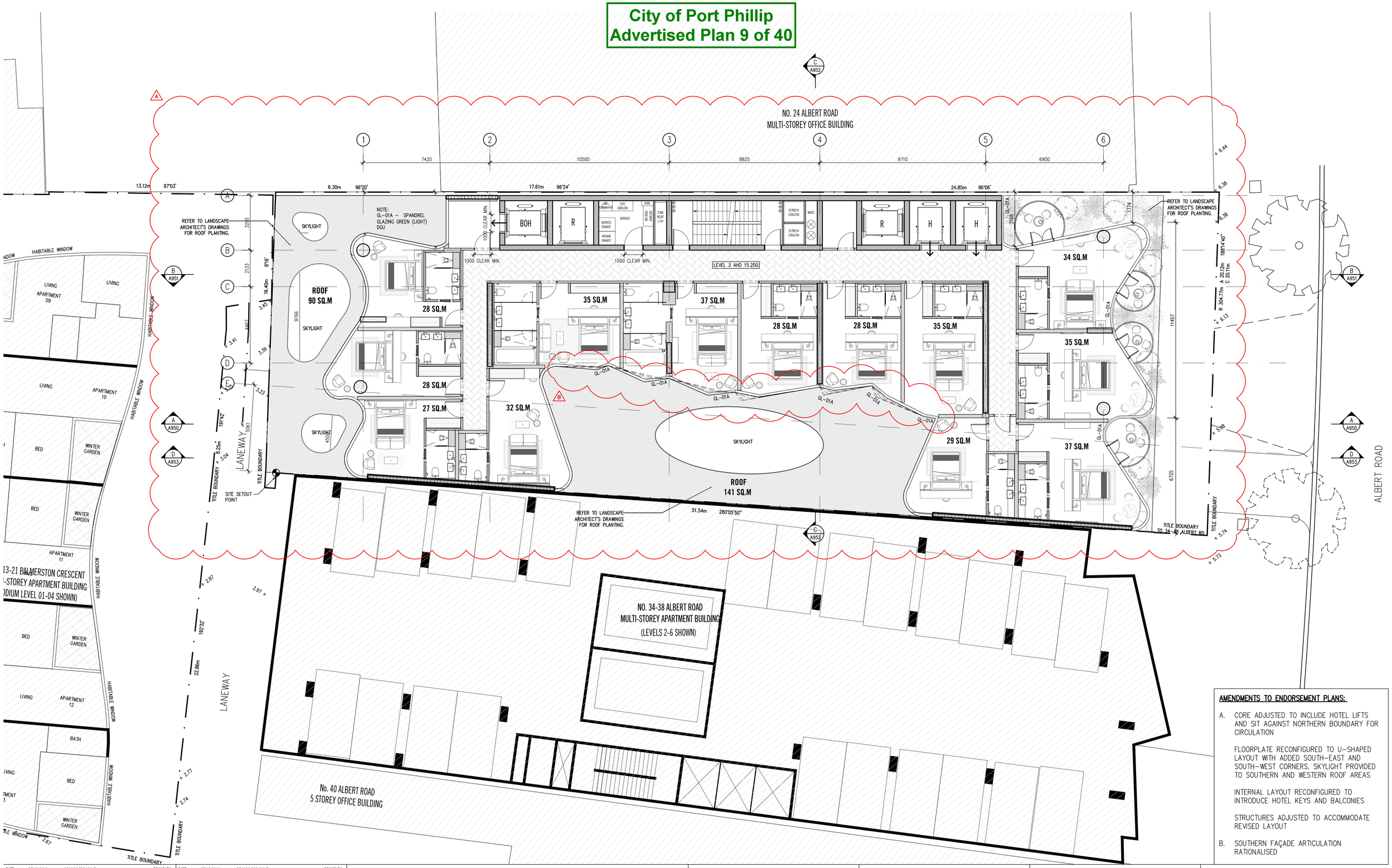

AMENDMENTS TO ENDORSEMENT PLANS:

A. CORE ADJUSTED TO INCLUDE HOTEL LIFTS AND SIT AGAINST NORTHERN BOUNDARY FOR CIRCULATION

FLOORPLATE RECONFIGURED TO U–SHAPED LAYOUT WITH ADDED SOUTH–EAST AND SOUTH–WEST CORNERS. SKYLIGHT PROVIDED TO SOUTHERN AND WESTERN ROOF AREAS

INTERNAL LAYOUT RECONFIGURED TO INTRODUCE HOTEL KEYS AND BALCONIES

STRUCTURES ADJUSTED TO ACCOMMODATE REVISED LAYOUT

B. SOUTHERN FAÇADE ARTICULATION RATIONALISED

DATE	REVISION No.	REASON FOR ISSUE	DRAWN BY
12.12.2019	A	S87A VCAT ISSUE	IK
09.04.2020	B	S87A VCAT ISSUE	HO
10.09.2020	D	AGREEMENT PLANS	RK
08.03.2022	E	ISSUED FOR INFORMATION	PK
07.04.2022	F	ISSUED FOR TP AMENDMENT	PK

DATE	REVISION No.	REASON FOR ISSUE	DRAWN BY

Note : The drawings are to be viewed with regard to the scale at which the document has been issued and for the specific purpose of the issue. The information contained within is considered to be correct at the time of documentation.
As an uncontrolled document, Elenberg Fraser accepts no responsibility for alterations by persons once issued.
By accepting and utilizing any drawings or other data or any form of electronic media generated and provided by Elenberg Fraser the Client agrees not to use these drawings and data, in whole or in part, for any purpose or project other than the project which is the subject of this agreement.
The Client agrees to waive all claims against Elenberg Fraser resulting in any way or from any unauthorised changes or reuse of the drawings and data for any other project by anyone other than Elenberg Fraser.
In addition, the client agrees, to the fullest extent permitted by the law, to indemnify and hold Elenberg Fraser harmless from any damage, liability, or cost, including reasonable lawyer's fees and costs of defence, arising from any changes made by anyone other that Elenberg Fraser or from any reuse of the drawings and data without prior written consent of Elenberg Fraser.
By accepting and utilizing any drawings or other data on any form of electronic media generated and provided by Elenberg Fraser, the Client covenants and agrees that all such drawings and data are instruments of service of Elenberg Fraser, who shall be deemed the author of the drawings and data and shall retain all common law, statutory law and other rights, including copyrights and Intellectual property.

SCALE@A1 1:100 @ A1

PRELIMINARY
NOT FOR CONSTRUCTION

Figured dimensions take precedence to scale readings. Verify all dimensions on site.
Report any discrepancies to the Architect for decision before proceeding with the work.

Copyright ©

ELENBERG FRASER
LEVEL 3, 160 QUEEN STREET MELBOURNE VICTORIA 3000
AUSTRALIA
TEL +61 3 9600 2260 FAX +61 3 9600 2266
MAIL@E-F.COM.AU WWW.E-F.COM.AU
ABN 97 556 188 726

Project Title
28-32 ALBERT ROAD
SOUTH MELBOURNE

Client
DCF

Drawing Title
GENERAL ARRANGEMENT PLAN
LEVEL 02

Project Number
17016

Drawing Number
A0102

Drawing Status
TP

Revision
F

May 31, 2022 – 11:53am

City of Port Phillip
Advertised Plan 10 of 40

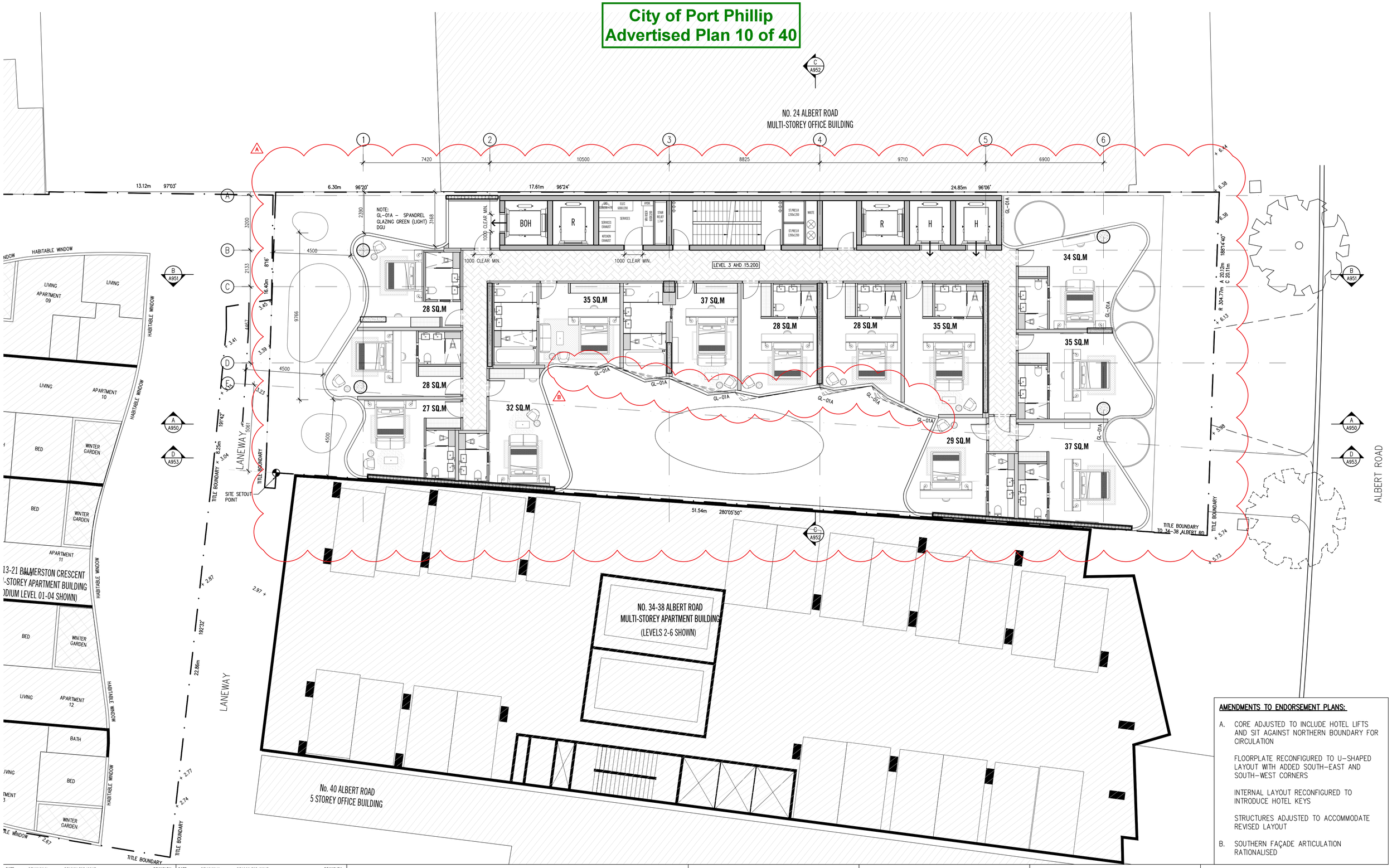

AMENDMENTS TO ENDORSEMENT PLANS:

A. CORE ADJUSTED TO INCLUDE HOTEL LIFTS AND SIT AGAINST NORTHERN BOUNDARY FOR CIRCULATION

FLOORPLATE RECONFIGURED TO U-SHAPED LAYOUT WITH ADDED SOUTH-EAST AND SOUTH-WEST CORNERS

INTERNAL LAYOUT RECONFIGURED TO INTRODUCE HOTEL KEYS

STRUCTURES ADJUSTED TO ACCOMMODATE REVISED LAYOUT

B. SOUTHERN FAÇADE ARTICULATION RATIONALISED

DATE	REVISION No.	REASON FOR ISSUE	DRAWN BY
12.12.2019	A	S87A VCAT ISSUE	IK
09.04.2020	B	S87A VCAT ISSUE	HO
10.09.2020	D	AGREEMENT PLANS	RK
08.03.2022	E	ISSUED FOR INFORMATION	PK
07.04.2022	F	ISSUED FOR TP AMENDMENT	PK

DATE	REVISION No.	REASON FOR ISSUE	DRAWN BY

Note : The drawings are to be viewed with regard to the scale at which the document has been issued and for the specific purpose of the issue. The information contained within is considered to be correct at the time of documentation.
As an uncontrolled document, Elenberg Fraser accepts no responsibility for alterations by persons once issued.
By accepting and utilizing any drawings or other data or any form of electronic media generated and provided by Elenberg Fraser the Client agrees not to use these drawings and data, in whole or in part, for any purpose or project other than the project which is the subject of this agreement.
The Client agrees to waive all claims against Elenberg Fraser resulting in any way or from any unauthorised changes or reuse of the drawings and data for any other project by anyone other than Elenberg Fraser.
In addition, the client agrees, to the fullest extent permitted by the law, to indemnify and hold Elenberg Fraser harmless from any damage, liability, or cost, including reasonable lawyer's fees and costs of defence, arising from any changes made by anyone other that Elenberg Fraser or from any reuse of the drawings and data without prior written consent of Elenberg Fraser.
By accepting and utilizing any drawings or other data on any form of electronic media generated and provided by Elenberg Fraser, the Client covenants and agrees that all such drawings and data are instruments of service of Elenberg Fraser, who shall be deemed the author of the drawings and data and shall retain all common law, statutory law and other rights, including copyrights and Intellectual property.

SCALE@A1 1:100 @ A1

PRELIMINARY
NOT FOR CONSTRUCTION

Figured dimensions take precedence to scale readings. Verify all dimensions on site.
Report any discrepancies to the Architect for decision before proceeding with the work.

Copyright©

ELENBERG FRASER
LEVEL 3, 160 QUEEN STREET MELBOURNE VICTORIA 3000
AUSTRALIA
TEL +61 3 9600 2260 FAX +61 3 9600 2266
MAIL@E-F.COM.AU WWW.E-F.COM.AU
ABN 97 556 188 726

Project Title
28-32 ALBERT ROAD
SOUTH MELBOURNE

Client
DCF

Drawing Title
GENERAL ARRANGEMENT PLAN
LEVEL 03 - LEVEL 05

Project Number: **17016**
Drawing Number: **A0103**
Drawing Status: **TP**
Revision: **F**

May 31, 2022 - 11:53am

City of Port Phillip
Advertised Plan 11 of 40

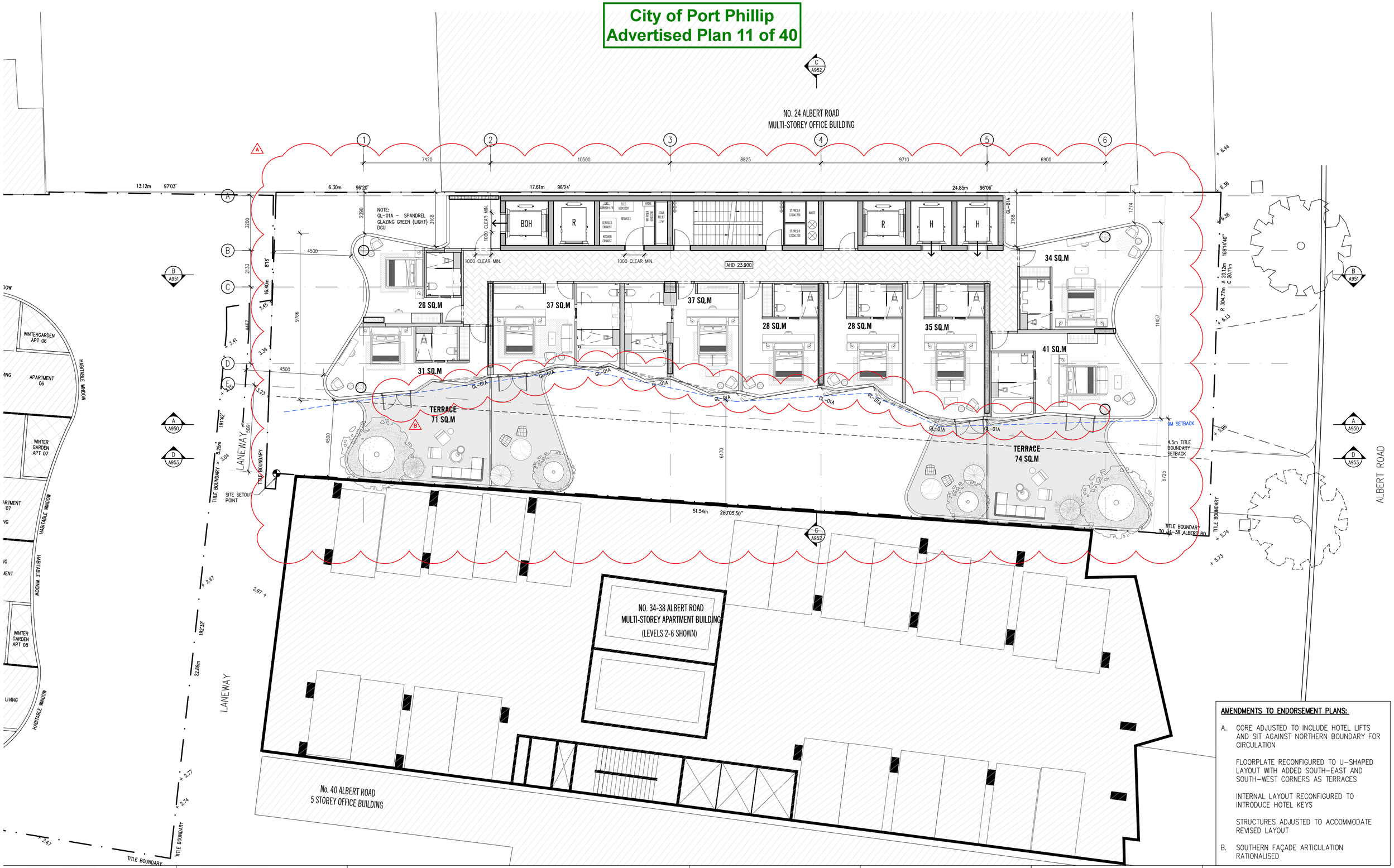

AMENDMENTS TO ENDORSEMENT PLANS:

A. CORE ADJUSTED TO INCLUDE HOTEL LIFTS AND SIT AGAINST NORTHERN BOUNDARY FOR CIRCULATION

FLOORPLATE RECONFIGURED TO U-SHAPED LAYOUT WITH ADDED SOUTH-EAST AND SOUTH-WEST CORNERS AS TERRACES

INTERNAL LAYOUT RECONFIGURED TO INTRODUCE HOTEL KEYS

STRUCTURES ADJUSTED TO ACCOMMODATE REVISED LAYOUT

B. SOUTHERN FAÇADE ARTICULATION RATIONALISED

DATE	REVISION No.	REASON FOR ISSUE	DRAWN BY
12.12.2019	A	S87A VCAT ISSUE	JK
09.04.2020	B	S87A VCAT ISSUE	HO
16.07.2020	C	S87A VCAT ISSUE	RK
10.09.2020	D	AGREEMENT PLANS	RK
08.03.2022	E	ISSUED FOR INFORMATION	PK
07.04.2022	F	ISSUED FOR TP AMENDMENT	PK

DATE	REVISION No.	REASON FOR ISSUE	DRAWN BY

Note : The drawings are to be viewed with regard to the scale at which the document has been issued and for the specific purpose of the issue. The information contained within is considered to be correct at the time of documentation.
As an uncontrolled document, Elenberg Fraser accepts no responsibility for alterations by persons once issued.
By accepting and utilizing any drawings or other data or any form of electronic media generated and provided by Elenberg Fraser the Client agrees not to use these drawings and data, in whole or in part, for any purpose or project other than the project which is the subject of this agreement.
The Client agrees to waive all claims against Elenberg Fraser resulting in any way or from any unauthorised changes or reuse of the drawings and data for any other project by anyone other than Elenberg Fraser.
In addition, the client agrees, to the fullest extent permitted by the law, to indemnify and hold Elenberg Fraser harmless from any damage, liability, or cost, including reasonable lawyer's fees and costs of defence, arising from any changes made by anyone other that Elenberg Fraser or from any reuse of the drawings and data without prior written consent of Elenberg Fraser.
By accepting and utilizing any drawings or other data on any form of electronic media generated and provided by Elenberg Fraser, the Client covenants and agrees that all such drawings and data are instruments of service of Elenberg Fraser, who shall be deemed the author of the drawings and data and shall retain all common law, statutory law and other rights, including copyrights and Intellectual property.

SCALE@A1 1:100 @ A1

PRELIMINARY
NOT FOR CONSTRUCTION

Figured dimensions take precedence to scale readings. Verify all dimensions on site.
Report any discrepancies to the Architect for decision before proceeding with the work.

Copyright

ELENBERG FRASER
LEVEL 3, 160 QUEEN STREET MELBOURNE VICTORIA 3000
AUSTRALIA
TEL +61 3 9600 2260 FAX +61 3 9600 2266
MAIL@E-F.COM.AU WWW.E-F.COM.AU
ABN 97 556 189 726

Project Title
28-32 ALBERT ROAD
SOUTH MELBOURNE

Client
DCF

Drawing Title
GENERAL ARRANGEMENT PLAN
LEVEL 06

Project Number: **17016**
Drawing Number: **A0106**
Drawing Status: **TP**
Revision: **F**

May 31, 2022 – 11:53am

City of Port Phillip
Advertised Plan 12 of 40

AMENDMENTS TO ENDORSEMENT PLANS:

A. CORE ADJUSTED TO INCLUDE HOTEL LIFTS AND SIT AGAINST NORTHERN BOUNDARY FOR CIRCULATION

STRUCTURES ADJUSTED TO ACCOMMODATE REVISED LAYOUT

LAYOUT RECONFIGURED TO INTRODUCE HOTEL KEYS

B. SOUTHERN FAÇADE ARTICULATION RATIONALISED

DATE	REVISION No.	REASON FOR ISSUE	DRAWN BY
12.12.2019	A	S87A VCAT ISSUE	JK
09.04.2020	B	S87A VCAT ISSUE	HO
10.09.2020	D	AGREEMENT PLANS	RK
08.03.2022	E	ISSUED FOR INFORMATION	PK
07.04.2022	F	ISSUED FOR TP AMENDMENT	PK

DATE	REVISION No.	REASON FOR ISSUE	DRAWN BY

Note : The drawings are to be viewed with regard to the scale at which the document has been issued and for the specific purpose of the issue. The information contained within is considered to be correct at the time of documentation.
As an uncontrolled document, Elenberg Fraser accepts no responsibility for alterations by persons once issued.
By accepting and utilizing any drawings or other data or any form of electronic media generated and provided by Elenberg Fraser the Client agrees not to use these drawings and data, in whole or in part, for any purpose or project other than the project which is the subject of this agreement.
The Client agrees to waive all claims against Elenberg Fraser resulting in any way or from any unauthorised changes or reuse of the drawings and data for any other project by anyone other than Elenberg Fraser.
In addition, the client agrees, to the fullest extent permitted by the law, to indemnify and hold Elenberg Fraser harmless from any damage, liability, or cost, including reasonable lawyer's fees and costs of defence, arising from any changes made by anyone other that Elenberg Fraser or from any reuse of the drawings and data without prior written consent of Elenberg Fraser.
By accepting and utilizing any drawings or other data on any form of electronic media generated and provided by Elenberg Fraser, the Client covenants and agrees that all such drawings and data are instruments of service of Elenberg Fraser, who shall be deemed the author of the drawings and data and shall retain all common law, statutory law and other rights, including copyrights and Intellectual property.

SCALE@A1 1:100 @ A1

PRELIMINARY
NOT FOR CONSTRUCTION

Figured dimensions take precedence to scale readings. Verify all dimensions on site.
Report any discrepancies to the Architect for decision before proceeding with the work.

Copyright ©

ELENBERG FRASER
LEVEL 3, 160 QUEEN STREET MELBOURNE VICTORIA 3000 AUSTRALIA
TEL +61 3 9600 2260 FAX +61 3 9600 2266
MAIL@E-F.COM.AU WWW.E-F.COM.AU
ABN 97 556 189 726

Project Title
28-32 ALBERT ROAD SOUTH MELBOURNE

Client
DCF

Drawing Title
GENERAL ARRANGEMENT PLAN LEVEL 07 - LEVEL 09

Project Number: **17016**
Drawing Number: **A0107**
Drawing Status: **TP**
Revision: **F**

May 27, 2022 – 10:53am

City of Port Phillip
Advertised Plan 13 of 40

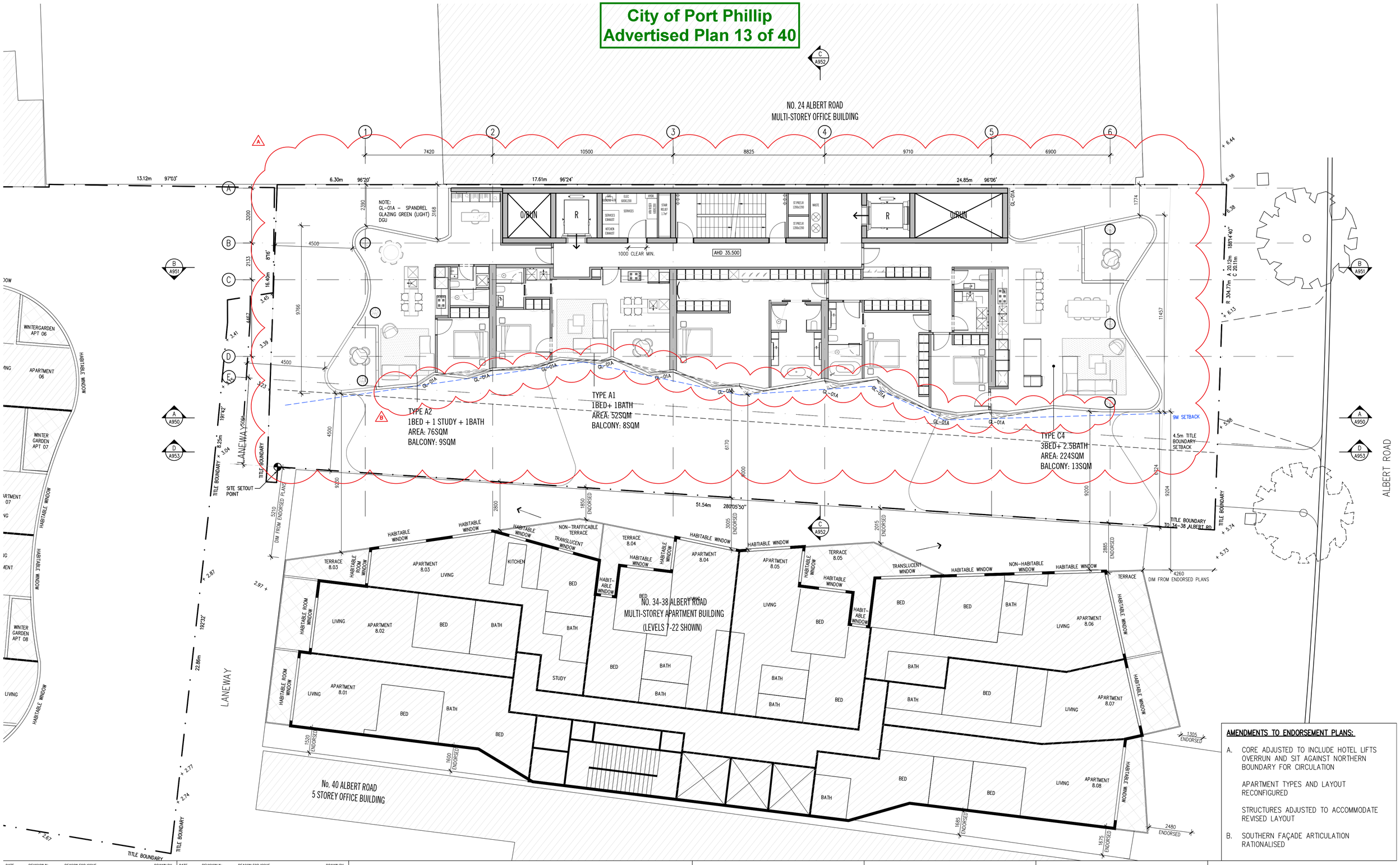

AMENDMENTS TO ENDORSEMENT PLANS:

A. CORE ADJUSTED TO INCLUDE HOTEL LIFTS OVERRUN AND SIT AGAINST NORTHERN BOUNDARY FOR CIRCULATION

APARTMENT TYPES AND LAYOUT RECONFIGURED

STRUCTURES ADJUSTED TO ACCOMMODATE REVISED LAYOUT

B. SOUTHERN FAÇADE ARTICULATION RATIONALISED

DATE	REVISION No.	REASON FOR ISSUE	DRAWN BY
12.12.2019	A	S87A VCAT ISSUE	JK
09.04.2020	B	S87A VCAT ISSUE	HO
10.09.2020	D	AGREEMENT PLANS	RK
08.03.2022	E	ISSUED FOR INFORMATION	PK
07.04.2022	F	ISSUED FOR TP AMENDMENT	PK

DATE	REVISION No.	REASON FOR ISSUE	DRAWN BY

Note : The drawings are to be viewed with regard to the scale at which the document has been issued and for the specific purpose of the issue. The information contained within is considered to be correct at the time of documentation.
As an uncontrolled document, Elenberg Fraser accepts no responsibility for alterations by persons once issued.
By accepting and utilizing any drawings or other data or any form of electronic media generated and provided by Elenberg Fraser the Client agrees not to use these drawings and data, in whole or in part, for any purpose or project other than the project which is the subject of this agreement.
The Client agrees to waive all claims against Elenberg Fraser resulting in any way or from any unauthorised changes or reuse of the drawings and data for any other project by anyone other than Elenberg Fraser..
In addition, the client agrees, to the fullest extent permitted by the law, to indemnify and hold Elenberg Fraser harmless from any damage, liability, or cost, including reasonable lawyer's fees and costs of defence, arising from any changes made by anyone other that Elenberg Fraser or from any reuse of the drawings and data without prior written consent of Elenberg Fraser.
By accepting and utilizing any drawings or other data on any form of electronic media generated and provided by Elenberg Fraser, the Client covenants and agrees that all such drawings and data are instruments of service of Elenberg Fraser, who shall be deemed the author of the drawings and data and shall retain all common law, statutory law and other rights, including copyrights and Intellectual property.

SCALE@A1 **1:100 @ A1**

PRELIMINARY
NOT FOR CONSTRUCTION

Figured dimensions take precedence to scale readings. Verify all dimensions on site.
Report any discrepancies to the Architect for decision before proceeding with the work.

Copyright

ELENBERG FRASER
LEVEL 3, 160 QUEEN STREET MELBOURNE VICTORIA 3000
AUSTRALIA
TEL +61 3 9600 2260 FAX +61 3 9600 2266
MAIL@E-F.COM.AU WWW.E-F.COM.AU
ABN 97 556 188 726

Project Title
28-32 ALBERT ROAD
SOUTH MELBOURNE

Client
DCF

Drawing Title
GENERAL ARRANGEMENT PLAN
LEVEL 10

Project Number
17016

Drawing Number
A0110

Drawing Status
TP

Revision
F

May 27, 2022 – 10:54am

City of Port Phillip
Advertised Plan 14 of 40

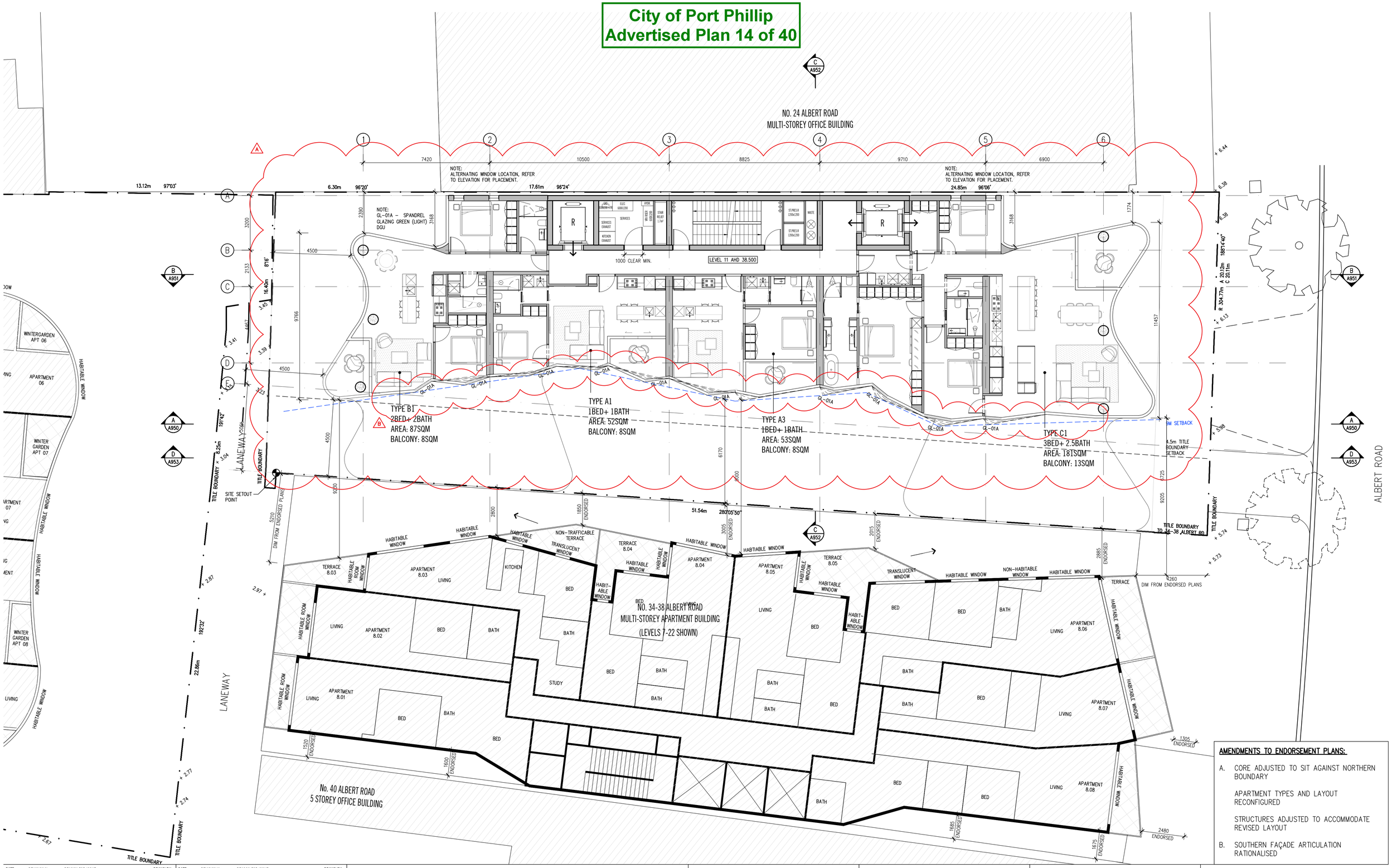

AMENDMENTS TO ENDORSEMENT PLANS:

A. CORE ADJUSTED TO SIT AGAINST NORTHERN BOUNDARY

APARTMENT TYPES AND LAYOUT RECONFIGURED

STRUCTURES ADJUSTED TO ACCOMMODATE REVISED LAYOUT

B. SOUTHERN FAÇADE ARTICULATION RATIONALISED

DATE	REVISION No.	REASON FOR ISSUE	DRAWN BY
12.12.2019	A	S87A VCAT ISSUE	JK
09.04.2020	B	S87A VCAT ISSUE	HO
10.09.2020	D	AGREEMENT PLANS	RK
08.03.2022	E	ISSUED FOR INFORMATION	PK
07.04.2022	F	ISSUED FOR TP AMENDMENT	PK

DATE	REVISION No.	REASON FOR ISSUE	DRAWN BY

Note : The drawings are to be viewed with regard to the scale at which the document has been issued and for the specific purpose of the issue. The information contained within is considered to be correct at the time of documentation.
As an uncontrolled document, Elenberg Fraser accepts no responsibility for alterations by persons once issued.
By accepting and utilizing any drawings or other data or any form of electronic media generated and provided by Elenberg Fraser the Client agrees not to use these drawings and data, in whole or in part, for any purpose or project other than the project which is the subject of this agreement.
The Client agrees to waive all claims against Elenberg Fraser resulting in any way or from any unauthorised changes or reuse of the drawings and data for any other project by anyone other than Elenberg Fraser.
In addition, the client agrees, to the fullest extent permitted by the law, to indemnify and hold Elenberg Fraser harmless from any damage, liability, or cost, including reasonable lawyer's fees and costs of defence, arising from any changes made by anyone other that Elenberg Fraser or from any reuse of the drawings and data without prior written consent of Elenberg Fraser.
By accepting and utilizing any drawings or other data on any form of electronic media generated and provided by Elenberg Fraser, the Client covenants and agrees that all such drawings and data are instruments of service of Elenberg Fraser, who shall be deemed the author of the drawings and data and shall retain all common law, statutory law and other rights, including copyrights and Intellectual property.

SCALE@A1 1:100 @ A1

PRELIMINARY
NOT FOR CONSTRUCTION

Figured dimensions take precedence to scale readings. Verify all dimensions on site.
Report any discrepancies to the Architect for decision before proceeding with the work.

Copyright

ELENBERG FRASER
LEVEL 3, 160 QUEEN STREET MELBOURNE VICTORIA 3000
AUSTRALIA
TEL +61 3 9600 2260 FAX +61 3 9600 2266
MAIL@E-F.COM.AU WWW.E-F.COM.AU
ABN 97 556 188 726

Project Title
28-32 ALBERT ROAD
SOUTH MELBOURNE

Client
DCF

Drawing Title
GENERAL ARRANGEMENT PLAN
LEVEL 11 - LEVEL 14

Project Number: **17016**
Drawing Number: **A111**
Drawing Status: **TP**
Revision: **F**

May 27, 2022 – 10:54am

City of Port Phillip
Advertised Plan 15 of 40

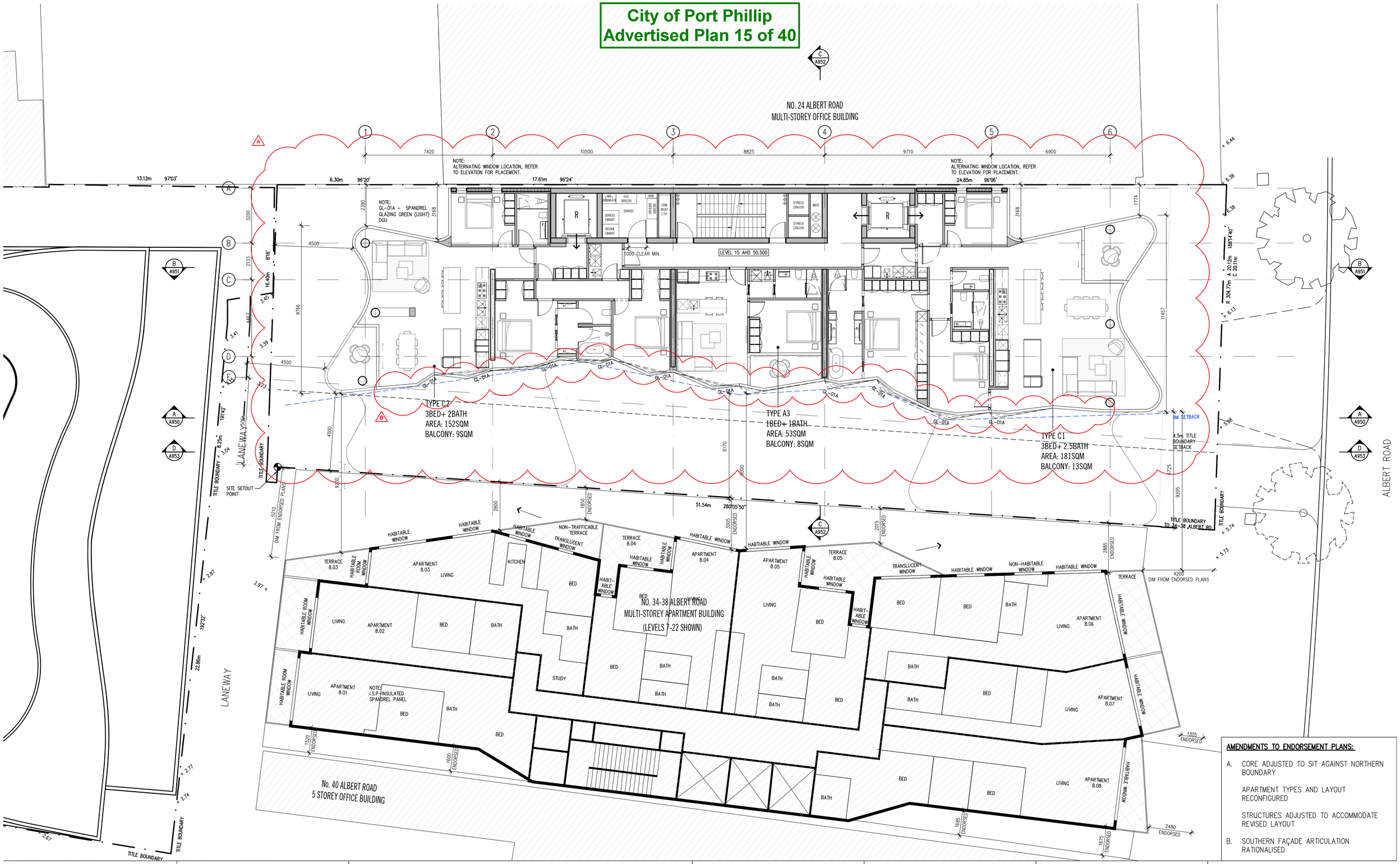

AMENDMENTS TO ENDORSEMENT PLANS:

A. CORE ADJUSTED TO SIT AGAINST NORTHERN BOUNDARY

APARTMENT TYPES AND LAYOUT RECONFIGURED

STRUCTURES ADJUSTED TO ACCOMMODATE REVISED LAYOUT

B. SOUTHERN FAÇADE ARTICULATION RATIONALISED

DATE	REVISION No.	REASON FOR ISSUE	DRAWN BY
12.12.2019	A	S87A VCAT ISSUE	JK
09.04.2020	B	S87A VCAT ISSUE	HO
10.09.2020	D	AGREEMENT PLANS	RK
08.03.2022	E	ISSUED FOR INFORMATION	PK
07.04.2022	F	ISSUED FOR TP AMENDMENT	PK

DATE	REVISION No.	REASON FOR ISSUE	DRAWN BY

Note : The drawings are to be viewed with regard to the scale at which the document has been issued and for the specific purpose of the issue. The information contained within is considered to be correct at the time of documentation.
As an uncontrolled document, Elenberg Fraser accepts no responsibility for alterations by persons once issued.
By accepting and utilizing any drawings or other data or any form of electronic media generated and provided by Elenberg Fraser the Client agrees not to use these drawings and data, in whole or in part, for any purpose or project other than the project which is the subject of this agreement.
The Client agrees to waive all claims against Elenberg Fraser resulting in any way or from any unauthorised changes or reuse of the drawings and data for any other project by anyone other than Elenberg Fraser..
In addition, the client agrees, to the fullest extent permitted by the law, to indemnify and hold Elenberg Fraser harmless from any damage, liability, or cost, including reasonable lawyer's fees and costs of defence, arising from any changes made by anyone other that Elenberg Fraser or from any reuse of the drawings and data without prior written consent of Elenberg Fraser.
By accepting and utilizing any drawings or other data on any form of electronic media generated and provided by Elenberg Fraser, the Client covenants and agrees that all such drawings and data are instruments of service of Elenberg Fraser, who shall be deemed the author of the drawings and data and shall retain all common law, statutory law and other rights, including copyrights and Intellectual property.

SCALE@A1 1:100 @ A1

PRELIMINARY
NOT FOR CONSTRUCTION

Figured dimensions take precedence to scale readings. Verify all dimensions on site.
Report any discrepancies to the Architect for decision before proceeding with the work.

Copyright ©

ELENBERG FRASER
LEVEL 3, 160 QUEEN STREET MELBOURNE VICTORIA 3000
AUSTRALIA
TEL +61 3 9600 2260 FAX +61 3 9600 2266
MAIL@E-F.COM.AU WWW.E-F.COM.AU
ABN 97 556 188 726

Project Title
28-32 ALBERT ROAD
SOUTH MELBOURNE

Client
DCF

Drawing Title
GENERAL ARRANGEMENT PLAN
LEVEL 15 - LEVEL 20

Project Number: **17016**
Drawing Number: **A0115**
Drawing Status: **TP**
Revision: **F**

May 27, 2022 – 10:55am

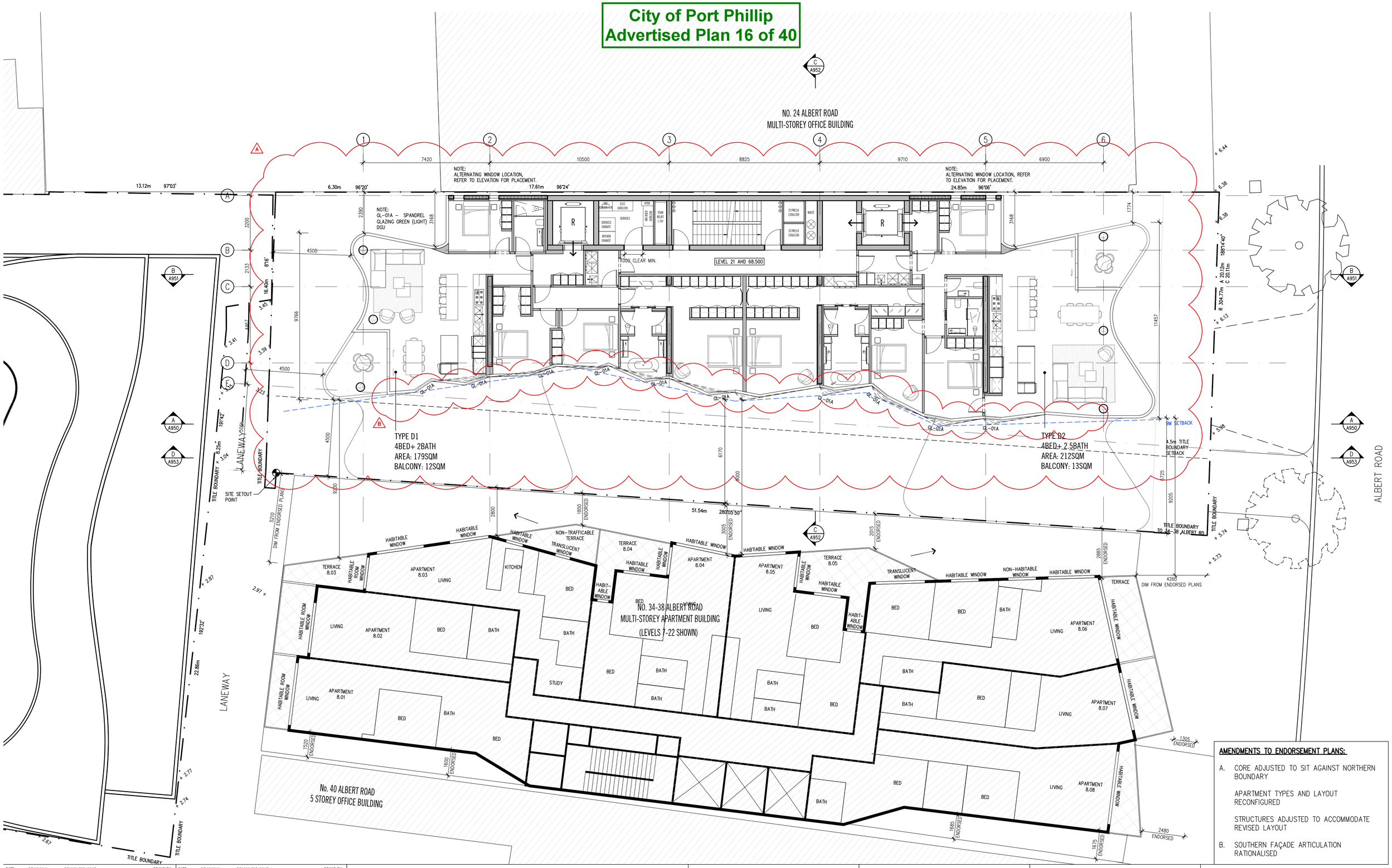

AMENDMENTS TO ENDORSEMENT PLANS:

A. CORE ADJUSTED TO SIT AGAINST NORTHERN BOUNDARY

APARTMENT TYPES AND LAYOUT RECONFIGURED

STRUCTURES ADJUSTED TO ACCOMMODATE REVISED LAYOUT

B. SOUTHERN FAÇADE ARTICULATION RATIONALISED

DATE	REVISION No.	REASON FOR ISSUE	DRAWN BY
12.12.2019	A	S87A VCAT ISSUE	JK
09.04.2020	B	S87A VCAT ISSUE	HO
10.09.2020	D	AGREEMENT PLANS	RK
08.03.2022	E	ISSUED FOR INFORMATION	PK
07.04.2022	F	ISSUED FOR TP AMENDMENT	PK

DATE	REVISION No.	REASON FOR ISSUE	DRAWN BY

Note : The drawings are to be viewed with regard to the scale at which the document has been issued and for the specific purpose of the issue. The information contained within is considered to be correct at the time of documentation.
As an uncontrolled document, Elenberg Fraser accepts no responsibility for alterations by persons once issued.
By accepting and utilizing any drawings or other data or any form of electronic media generated and provided by Elenberg Fraser the Client agrees not to use these drawings and data, in whole or in part, for any purpose or project other than the project which is the subject of this agreement.
The Client agrees to waive all claims against Elenberg Fraser resulting in any way or from any unauthorised changes or reuse of the drawings and data for any other project by anyone other than Elenberg Fraser.
In addition, the client agrees, to the fullest extent permitted by the law, to indemnify and hold Elenberg Fraser harmless from any damage, liability, or cost, including reasonable lawyer's fees and costs of defence, arising from any changes made by anyone other that Elenberg Fraser or from any reuse of the drawings and data without prior written consent of Elenberg Fraser.
By accepting and utilizing any drawings or other data on any form of electronic media generated and provided by Elenberg Fraser, the Client covenants and agrees that all such drawings and data are instruments of service of Elenberg Fraser, who shall be deemed the author of the drawings and data and shall retain all common law, statutory law and other rights, including copyrights and Intellectual property.

SCALE@A1 1:100 @ A1

PRELIMINARY
NOT FOR CONSTRUCTION

Figured dimensions take precedence to scale readings. Verify all dimensions on site.
Report any discrepancies to the Architect for decision before proceeding with the work.

Copyright©

ELENBERG FRASER
LEVEL 3, 160 QUEEN STREET MELBOURNE VICTORIA 3000
AUSTRALIA
TEL +61 3 9600 2260 FAX +61 3 9600 2266
MAIL@E-F.COM.AU WWW.E-F.COM.AU
ABN 97 556 189 726

Project Title
28-32 ALBERT ROAD
SOUTH MELBOURNE

Client
DCF

Drawing Title
GENERAL ARRANGEMENT PLAN
LEVEL 21-22

Project Number
17016

Drawing Number
A0121

Drawing Status
TP

Revision
F

May 27, 2022 – 10:55am

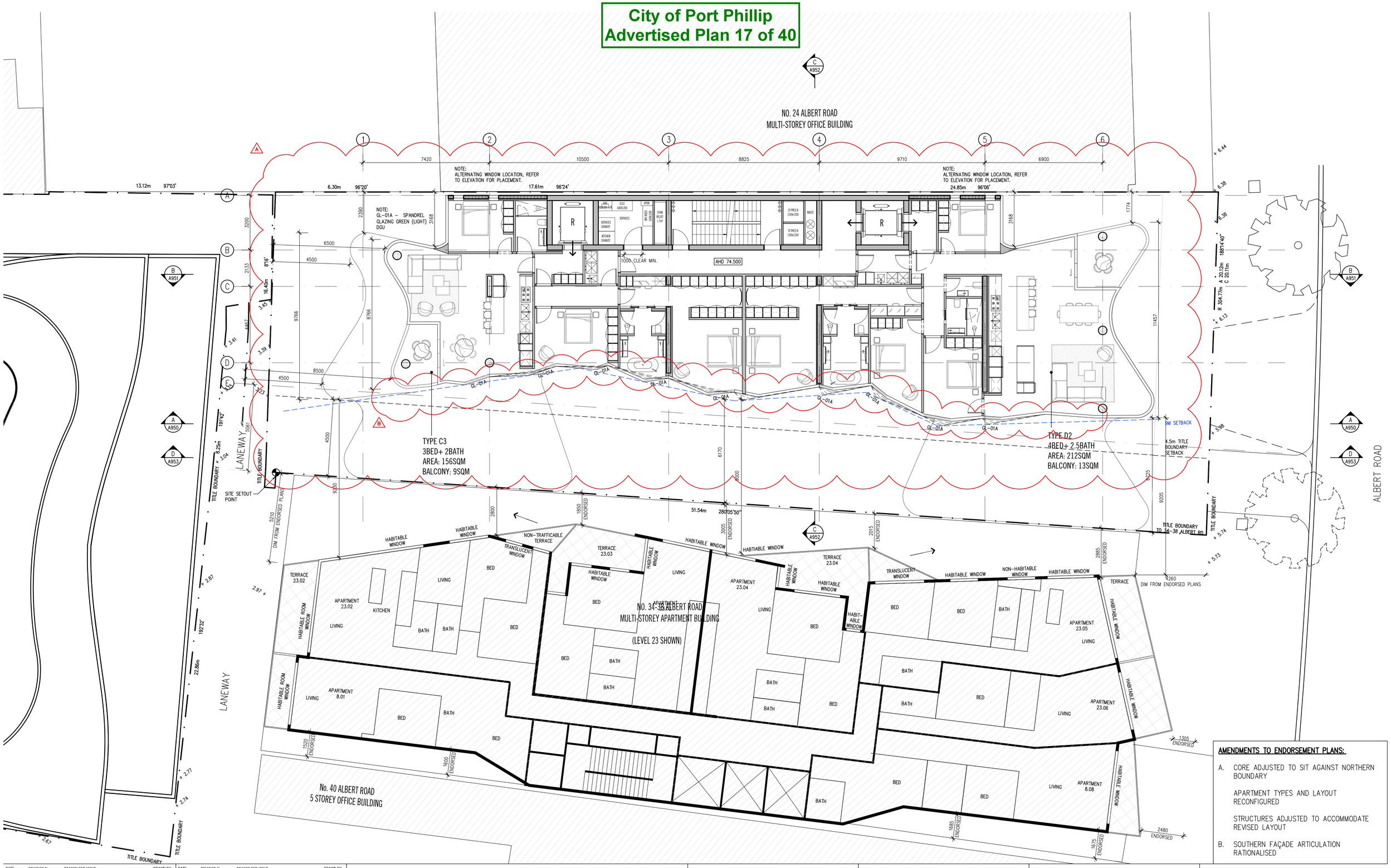

AMENDMENTS TO ENDORSEMENT PLANS:

A. CORE ADJUSTED TO SIT AGAINST NORTHERN BOUNDARY

APARTMENT TYPES AND LAYOUT RECONFIGURED

STRUCTURES ADJUSTED TO ACCOMMODATE REVISED LAYOUT

B. SOUTHERN FAÇADE ARTICULATION RATIONALISED

DATE	REVISION No.	REASON FOR ISSUE	DRAWN BY
12.12.2019	A	S87A VCAT ISSUE	JK
09.04.2020	B	S87A VCAT ISSUE	HO
16.07.2020	C	S87A VCAT ISSUE	RK
10.09.2020	D	AGREEMENT PLANS	RK
08.03.2022	E	ISSUED FOR INFORMATION	PK
07.04.2022	F	ISSUED FOR TP AMENDMENT	PK

DATE	REVISION No.	REASON FOR ISSUE	DRAWN BY

Note : The drawings are to be viewed with regard to the scale at which the document has been issued and for the specific purpose of the issue, The information contained within is considered to be correct at the time of documentation.
As an uncontrolled document, Elenberg Fraser accepts no responsibility for alterations by persons once issued.
By accepting and utilizing any drawings or other data or any form of electronic media generated and provided by Elenberg Fraser the Client agrees not to use these drawings and data, in whole or in part, for any purpose or project other than the project which is the subject of this agreement.
The Client agrees to waive all claims against Elenberg Fraser resulting in any way or from any unauthorised changes or reuse of the drawings and data for any other project by anyone other than Elenberg Fraser.
In addition, the client agrees, to the fullest extent permitted by the law, to indemnify and hold Elenberg Fraser harmless from any damage, liability, or cost, including reasonable lawyer's fees and costs of defence, arising from any changes made by anyone other that Elenberg Fraser or from any reuse of the drawings and data without prior written consent of Elenberg Fraser.
By accepting and utilizing any drawings or other data on any form of electronic media generated and provided by Elenberg Fraser, the Client covenants and agrees that all such drawings and data are instruments of service of Elenberg Fraser, who shall be deemed the author of the drawings and data and shall retain all common law, statutory law and other rights, including copyrights and Intellectual property.

SCALE@A1 1:100 @ A1

PRELIMINARY
NOT FOR CONSTRUCTION

Figured dimensions take precedence to scale readings. Verify all dimensions on site. Report any discrepancies to the Architect for decision before proceeding with the work.

Copyright ©

ELENBERG FRASER
LEVEL 3, 160 QUEEN STREET MELBOURNE VICTORIA 3000
AUSTRALIA
TEL +61 3 9600 2260 FAX +61 3 9600 2266
MAIL@E-F.COM.AU WWW.E-F.COM.AU
ABN 97 556 188 726

Project Title
28-32 ALBERT ROAD
SOUTH MELBOURNE

Client
DCF

Drawing Title
GENERAL ARRANGEMENT PLAN
LEVEL 23

Project Number: **17016**
Drawing Number: **A0123**
Drawing Status: **TP**
Revision: **F**

May 27, 2022 – 1:08pm

City of Port Phillip
Advertised Plan 18 of 40

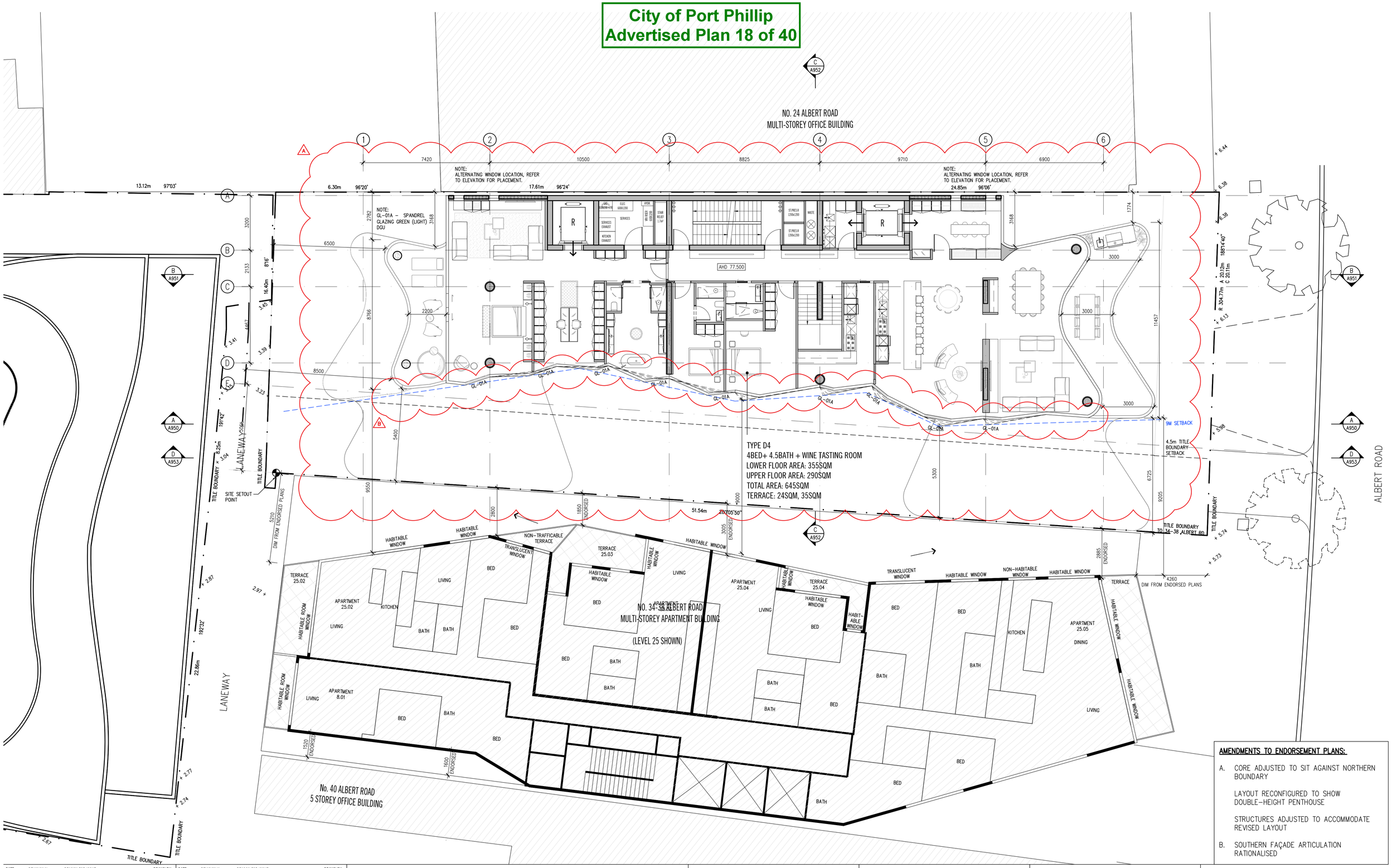

AMENDMENTS TO ENDORSEMENT PLANS:

A. CORE ADJUSTED TO SIT AGAINST NORTHERN BOUNDARY

LAYOUT RECONFIGURED TO SHOW DOUBLE-HEIGHT PENTHOUSE

STRUCTURES ADJUSTED TO ACCOMMODATE REVISED LAYOUT

B. SOUTHERN FAÇADE ARTICULATION RATIONALISED

DATE	REVISION No.	REASON FOR ISSUE	DRAWN BY
12.12.2019	A	S87A VCAT ISSUE	JK
09.04.2020	B	S87A VCAT ISSUE	HO
16.07.2020	C	S87A VCAT ISSUE	RK
10.09.2020	D	AGREEMENT PLANS	RK
08.03.2022	E	ISSUED FOR INFORMATION	PK
07.04.2022	F	ISSUED FOR TP AMENDMENT	PK

DATE	REVISION No.	REASON FOR ISSUE	DRAWN BY

Note : The drawings are to be viewed with regard to the scale at which the document has been issued and for the specific purpose of the issue. The information contained within is considered to be correct at the time of documentation.
As an uncontrolled document, Elenberg Fraser accepts no responsibility for alterations by persons once issued.
By accepting and utilizing any drawings or other data or any form of electronic media generated and provided by Elenberg Fraser the Client agrees not to use these drawings and data, in whole or in part, for any purpose or project other than the project which is the subject of this agreement.
The Client agrees to waive all claims against Elenberg Fraser resulting in any way or from any unauthorised changes or reuse of the drawings and data for any other project by anyone other than Elenberg Fraser.
In addition, the client agrees, to the fullest extent permitted by the law, to indemnify and hold Elenberg Fraser harmless from any damage, liability, or cost, including reasonable lawyer's fees and costs of defence, arising from any changes made by anyone other that Elenberg Fraser or from any reuse of the drawings and data without prior written consent of Elenberg Fraser.
By accepting and utilizing any drawings or other data on any form of electronic media generated and provided by Elenberg Fraser, the Client covenants and agrees that all such drawings and data are instruments of service of Elenberg Fraser, who shall be deemed the author of the drawings and data and shall retain all common law, statutory law and other rights, including copyrights and intellectual property.

SCALE@A1 1:100 @ A1

PRELIMINARY
NOT FOR CONSTRUCTION

Figured dimensions take precedence to scale readings. Verify all dimensions on site.
Report any discrepancies to the Architect for decision before proceeding with the work.

Copyright©

ELENBERG FRASER
LEVEL 3, 160 QUEEN STREET MELBOURNE VICTORIA 3000
AUSTRALIA
TEL +61 3 9600 2260 FAX +61 3 9600 2266
MAIL@E-F.COM.AU WWW.E-F.COM.AU
ABN 97 556 189 726

Project Title
28-32 ALBERT ROAD
SOUTH MELBOURNE

Client
DCF

Drawing Title
GENERAL ARRANGEMENT PLAN
LEVEL 24

Project Number: **17016**
Drawing Number: **A0124**
Drawing Status: **TP**
Revision: **F**

May 27, 2022 – 10:56am

City of Port Phillip
Advertised Plan 19 of 40

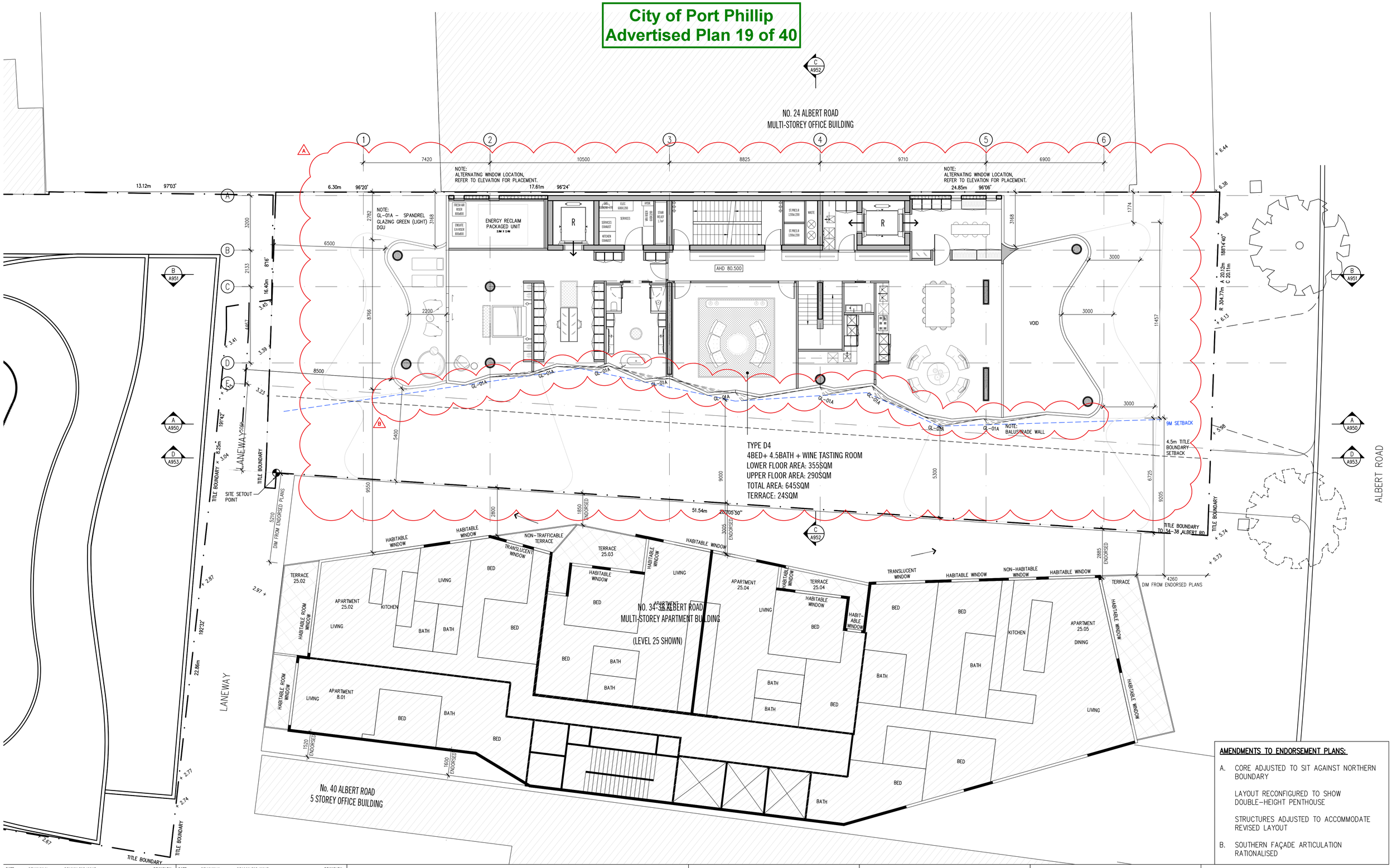

AMENDMENTS TO ENDORSEMENT PLANS:

A. CORE ADJUSTED TO SIT AGAINST NORTHERN BOUNDARY

LAYOUT RECONFIGURED TO SHOW DOUBLE-HEIGHT PENTHOUSE

STRUCTURES ADJUSTED TO ACCOMMODATE REVISED LAYOUT

B. SOUTHERN FAÇADE ARTICULATION RATIONALISED

DATE	REVISION No.	REASON FOR ISSUE	DRAWN BY
12.12.2019	A	S87A VCAT ISSUE	JK
09.04.2020	B	S87A VCAT ISSUE	HO
16.07.2020	C	S87A VCAT ISSUE	RK
10.09.2020	D	AGREEMENT PLANS	RK
08.03.2022	E	ISSUED FOR INFORMATION	PK
07.04.2022	F	ISSUED FOR TP AMENDMENT	PK

DATE	REVISION No.	REASON FOR ISSUE	DRAWN BY

Note : The drawings are to be viewed with regard to the scale at which the document has been issued and for the specific purpose of the issue. The information contained within is considered to be correct at the time of documentation.
As an uncontrolled document, Elenberg Fraser accepts no responsibility for alterations by persons once issued.
By accepting and utilizing any drawings or other data or any form of electronic media generated and provided by Elenberg Fraser the Client agrees not to use these drawings and data, in whole or in part, for any purpose or project other than the project which is the subject of this agreement.
The Client agrees to waive all claims against Elenberg Fraser resulting in any way or from any unauthorised changes or reuse of the drawings and data for any other project by anyone other than Elenberg Fraser.
In addition, the client agrees, to the fullest extent permitted by the law, to indemnify and hold Elenberg Fraser harmless from any damage, liability, or cost, including reasonable lawyer's fees and costs of defence, arising from any changes made by anyone other that Elenberg Fraser or from any reuse of the drawings and data without prior written consent of Elenberg Fraser.
By accepting and utilizing any drawings or other data on any form of electronic media generated and provided by Elenberg Fraser, the Client covenants and agrees that all such drawings and data are instruments of service of Elenberg Fraser, who shall be deemed the author of the drawings and data and shall retain all common law, statutory law and other rights, including copyrights and Intellectual property.

SCALE@A1 1:100 @ A1

PRELIMINARY
NOT FOR CONSTRUCTION

Figured dimensions take precedence to scale readings. Verify all dimensions on site.
Report any discrepancies to the Architect for decision before proceeding with the work.

Copyright ©

ELENBERG FRASER
LEVEL 3, 160 QUEEN STREET MELBOURNE VICTORIA 3000
AUSTRALIA
TEL +61 3 9600 2260 FAX +61 3 9600 2266
MAIL@E-F.COM.AU WWW.E-F.COM.AU
ABN 97 556 189 726

Project Title
28-32 ALBERT ROAD
SOUTH MELBOURNE

Client
DCF

Drawing Title
GENERAL ARRANGEMENT PLAN
LEVEL 25

Project Number: **17016**
Drawing Number: **A0125**
Drawing Status: **TP**
Revision: **F**

May 27, 2022 – 10:56am

City of Port Phillip
Advertised Plan 20 of 40

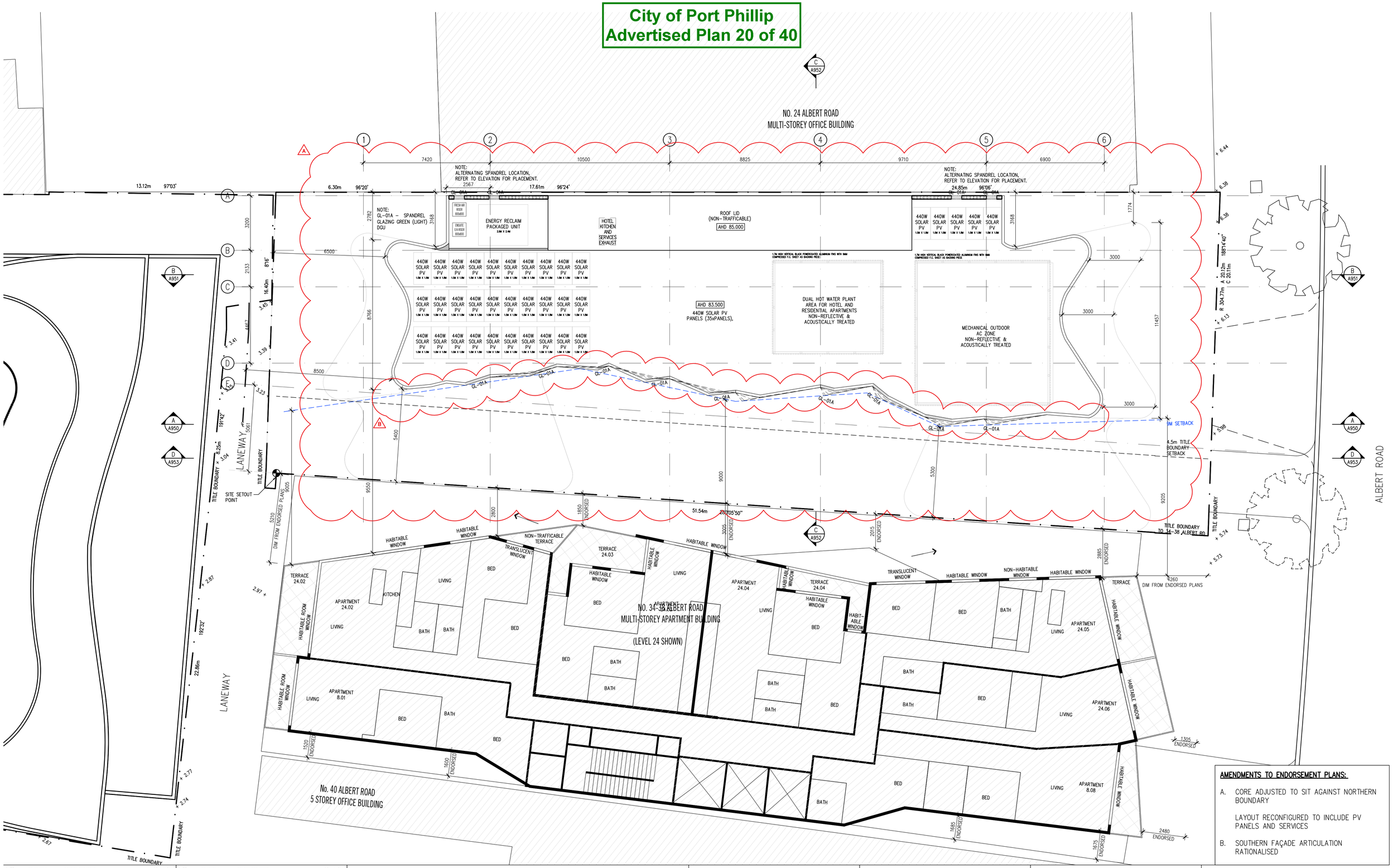

AMENDMENTS TO ENDORSEMENT PLANS:

A. CORE ADJUSTED TO SIT AGAINST NORTHERN BOUNDARY

LAYOUT RECONFIGURED TO INCLUDE PV PANELS AND SERVICES

B. SOUTHERN FAÇADE ARTICULATION RATIONALISED

DATE	REVISION No.	REASON FOR ISSUE	DRAWN BY
12.12.2019	A	S87A VCAT ISSUE	JK
09.04.2020	B	S87A VCAT ISSUE	HO
16.07.2020	C	S87A VCAT ISSUE	RK
10.09.2020	D	AGREEMENT PLANS	RK
08.03.2022	E	ISSUED FOR INFORMATION	PK
07.04.2022	F	ISSUED FOR TP AMENDMENT	PK
22.06.2022	G	ISSUED FOR TP AMENDMENT	PK

DATE	REVISION No.	REASON FOR ISSUE	DRAWN BY

Note : The drawings are to be viewed with regard to the scale at which the document has been issued and for the specific purpose of the issue. The information contained within is considered to be correct at the time of documentation.
As an uncontrolled document, Elenberg Fraser accepts no responsibility for alterations by persons once issued.
By accepting and utilizing any drawings or other data or any form of electronic media generated and provided by Elenberg Fraser the Client agrees not to use these drawings and data, in whole or in part, for any purpose or project other than the project which is the subject of this agreement.
The Client agrees to waive all claims against Elenberg Fraser resulting in any way or from any unauthorised changes or reuse of the drawings and data for any other project by anyone other than Elenberg Fraser.
In addition, the client agrees, to the fullest extent permitted by the law, to indemnify and hold Elenberg Fraser harmless from any damage, liability, or cost, including reasonable lawyer's fees and costs of defence, arising from any changes made by anyone other that Elenberg Fraser or from any reuse of the drawings and data without prior written consent of Elenberg Fraser.
By accepting and utilizing any drawings or other data on any form of electronic media generated and provided by Elenberg Fraser, the Client covenants and agrees that all such drawings and data are instruments of service of Elenberg Fraser, who shall be deemed the author of the drawings and data and shall retain all common law, statutory law and other rights, including copyrights and Intellectual property.

SCALE@A1 1:100 @ A1

PRELIMINARY
NOT FOR CONSTRUCTION

Figured dimensions take precedence to scale readings. Verify all dimensions on site.
Report any discrepancies to the Architect for decision before proceeding with the work.

Copyright

ELENBERG FRASER
LEVEL 3, 160 QUEEN STREET MELBOURNE VICTORIA 3000
AUSTRALIA
TEL +61 3 9600 2260 FAX +61 3 9600 2266
MAIL@E-F.COM.AU WWW.E-F.COM.AU
ABN 97 556 189 726

Project Title
28-32 ALBERT ROAD
SOUTH MELBOURNE

Client
M PROPERTY

Drawing Title
GENERAL ARRANGEMENT PLAN
ROOF

Project Number: **17016**
Drawing Number: **A126**
Drawing Status: **TP**
Revision: **G**

Jun 22, 2022 – 2:47pm

City of Port Phillip
Advertised Plan 21 of 40





FINISHES LEGEND

CODE	DESCRIPTION
BAL-01	BALUSTRADE: GREEN (LIGHT) LOW-E COATING - REFLECTIVE FINISH
CONC-01	EXPOSED AGGREGATE POLISHED FINISH - GREY
CONC-02	EXPOSED AGGREGATE POLISHED FINISH - GREEN
CONC-03	CONCRETE PRECAST - GREY
GL-01	GLAZING - GREEN (LIGHT) DGU LOW-E COATING
GL-01A	SPANDREL GLAZING - GREEN (LIGHT) DGU LOW-E COATING
GL-02	GLAZING - ACID ETCHED LOW-E COATING
GL-03	GLAZING - CLEAR DGU
GRC-01	CONCRETE - GREY
LVR-01	BRONZE POWDERCOATED ALUMINIUM LOUVRES
TPD-01	BRONZE POWDERCOATED MESH OPERABLE SCREEN
AW	AWNING WINDOWS

NOTE: GLAZING MATERIALS USED ON ALL EXTERNAL WALLS ARE AS PER SPECIFIED IN ACOUSTIC REPORT, AND MUST BE OF A TYPE THAT DOES NOT REFLECT MORE THAN 19% OF VISIBLE LIGHT, WHEN MEASURED AT AN ANGLE OF 90 DEGREES TO THE GLASS SURFACE.
AWNING AND SPANDREL LOCATIONS ARE SHOWN INDICATIVELY.

GL-01 | GL-01A | GL-02 | GL-03 | AW

AMENDMENTS TO ENDORSEMENT PLANS:

A. FLOOR LEVELS RATIONALISED TO ACCOMMODATE ADDITIONAL LEVEL

L02-09 UPDATED TO INTRODUCE HOTEL LEVELS

CONCRETE UPSTANDS INTRODUCED TO HOTEL LEVELS FOR CONSISTENT VERTICAL LANGUAGE

B. CAR LIFT EXIT DOOR ADJUSTED TO CLEAR GLASS TILT PANEL DOOR IN PLACE OF ROLLER DOOR

GROUND FLOOR PEDESTRIAN ARCADE ENTRY AND BOOSTERS ADJUSTED TO ACCOMMODATE REVISED LAYOUT

SLIDING WINDOWS AND PLANTER ZONE INTRODUCED TO L01 BAR FOR ENCLOSURE

C. RESIDENTIAL BALCONIES RATIONALISED TO SINGLE GREEN GLAZED BALUSTRADE IN PLACE OF GALVANISED STEEL PLANTER TO MATCH GREEN TOWER GLAZING

L11 - L25 NORTHERN GLAZING TO BE GREEN DGU IN PLACE OF SPANDREL GLAZING TO ACCOMMODATE REVISED APARTMENT LAYOUTS. L02 - L10 NORTHERN GLAZING REMAINS AS SPANDREL GLAZING

D. FINISHES LEGEND UPDATED

DATE	REVISION No.	REASON FOR ISSUE	DRAWN BY
22.05.2017	-	ISSUED FOR DESIGN FREEZE	NA
06.07.2017	A	ISSUED FOR TOWN PLANNING	NA
22.08.2017	B	ISSUED FOR TOWN PLANNING	NA
06.11.2017	C	ISSUED FOR TOWN PLANNING	NA
14.02.2018	D	ISSUED FOR TP RFI	LN
31.01.2019	E	ISSUED FOR TP RFI	RK
07.04.2022	F	ISSUED FOR TP AMENDMENT	PK
22.06.2022	G	ISSUED FOR TP AMENDMENT	PK

DATE	REVISION No.	REASON FOR ISSUE	DRAWN BY

Note : The drawings are to be viewed with regard to the scale at which the document has been issued and for the specific purpose of the issue. The information contained within is considered to be correct at the time of documentation.
As an uncontrolled document, Elenberg Fraser accepts no responsibility for alterations by persons once issued.
By accepting and utilizing any drawings or other data or any form of electronic media generated and provided by Elenberg Fraser the Client agrees not to use these drawings and data, in whole or in part, for any purpose or project other than the project which is the subject of this agreement.
The Client agrees to waive all claims against Elenberg Fraser resulting in any way or from any unauthorised changes or reuse of the drawings and data for any other project by anyone other than Elenberg Fraser.
In addition, the client agrees, to the fullest extent permitted by the law, to indemnify and hold Elenberg Fraser harmless from any damage, liability, or cost, including reasonable lawyer's fees and costs of defence, arising from any changes made by anyone other that Elenberg Fraser or from any reuse of the drawings and data without prior written consent of Elenberg Fraser.
By accepting and utilizing any drawings or other data on any form of electronic media generated and provided by Elenberg Fraser, the Client covenants and agrees that all such drawings and data are instruments of service of Elenberg Fraser, who shall be deemed the author of the drawings and data and shall retain all common law, statutory law and other rights, including copyrights and Intellectual property.

SCALE@A1 1:200 @ A1

PRELIMINARY
NOT FOR CONSTRUCTION

Figured dimensions take precedence to scale readings. Verify all dimensions on site.
Report any discrepancies to the Architect for decision before proceeding with the work.

Copyright©

ELENBERG FRASER
LEVEL 3, 160 QUEEN STREET MELBOURNE VICTORIA 3000
AUSTRALIA
TEL +61 3 9600 2260 FAX +61 3 9600 2266
MAIL@E-F.COM.AU WWW.E-F.COM.AU
ABN 97 556 188 726

Project Title
28-32 ALBERT ROAD SOUTH MELBOURNE

Client
M PROPERTY

Drawing Title
ELEVATION - EAST

Project Number
17016

Drawing Number
A0900

Drawing Status
TP

Revision
G

Jun 22, 2022 - 2:28pm

City of Port Phillip
Advertised Plan 22 of 40



F

FINISHES LEGEND

CODE	DESCRIPTION
BAL-01	BALUSTRADE: GREEN (LIGHT) LOW-E COATING - REFLECTIVE FINISH
CONC-01	EXPOSED AGGREGATE POLISHED FINISH - GREY
CONC-02	EXPOSED AGGREGATE POLISHED FINISH - GREEN
CONC-03	CONCRETE PRECAST - GREY
GL-01	GLAZING - GREEN (LIGHT) DGU LOW-E COATING
GL-01A	SPANDREL GLAZING - GREEN (LIGHT) DGU LOW-E COATING
GL-02	GLAZING - ACID ETCHED LOW-E COATING
GL-03	GLAZING - CLEAR DGU
GRC-01	CONCRETE - GREY
LVR-01	BRONZE POWDERCOATED ALUMINIUM LOUVRES
TPD-01	BRONZE POWDERCOATED MESH OPERABLE SCREEN
AW	AWNING WINDOWS

NOTE: GLAZING MATERIALS USED ON ALL EXTERNAL WALLS ARE AS PER SPECIFIED IN ACOUSTIC REPORT, AND MUST BE OF A TYPE THAT DOES NOT REFLECT MORE THAN 19% OF VISIBLE LIGHT, WHEN MEASURED AT AN ANGLE OF 90 DEGREES TO THE GLASS SURFACE.
AWNING AND SPANDREL LOCATIONS ARE SHOWN INDICATIVELY.

GL-01 | GL-01A | GL-02 | GL-03 | AW

AMENDMENTS TO ENDORSEMENT PLANS:

A. FLOOR LEVELS RATIONALISED TO ACCOMMODATE ADDITIONAL LEVEL

SOUTHERN FACADE ARTICULATION RATIONALISED

B. L02-09 UPDATED TO INTRODUCE HOTEL LEVELS

CONCRETE UPSTANDS INTRODUCED TO HOTEL LEVELS FOR CONSISTENT VERTICAL LANGUAGE

C. L06 TERRACES ADDED TO ACCOMMODATE REVISED HOTEL LAYOUT

D. SKYLIGHTS ADDED TO L02 ROOF

E. SOUTH FACING BALCONIES ADDED TO L10-20 TO ACCOMMODATE REVISED APARTMENT LAYOUTS

F. FINISHES LEGEND UPDATED

DATE	REVISION No.	REASON FOR ISSUE	DRAWN BY
12.12.2019	A	S87A VCAT ISSUE	JK
09.04.2020	B	S87A VCAT ISSUE	HO
10.09.2020	D	AGREEMENT PLANS	RK
07.04.2022	E	ISSUED FOR TP AMENDMENT	PK
22.06.2022	F	ISSUED FOR TP AMENDMENT	PK

DATE	REVISION No.	REASON FOR ISSUE	DRAWN BY

Note : The drawings are to be viewed with regard to the scale at which the document has been issued and for the specific purpose of the issue. The information contained within is considered to be correct at the time of documentation.
As an uncontrolled document, Elenberg Fraser accepts no responsibility for alterations by persons once issued.
By accepting and utilizing any drawings or other data or any form of electronic media generated and provided by Elenberg Fraser the Client agrees not to use these drawings and data, in whole or in part, for any purpose or project other than the project which is the subject of this agreement.
The Client agrees to waive all claims against Elenberg Fraser resulting in any way or from any unauthorised changes or reuse of the drawings and data for any other project by anyone other than Elenberg Fraser.
In addition, the client agrees, to the fullest extent permitted by the law, to indemnify and hold Elenberg Fraser harmless from any damage, liability, or cost, including reasonable lawyer's fees and costs of defence, arising from any changes made by anyone other that Elenberg Fraser or from any reuse of the drawings and data without prior written consent of Elenberg Fraser.
By accepting and utilizing any drawings or other data on any form of electronic media generated and provided by Elenberg Fraser, the Client covenants and agrees that all such drawings and data are instruments of service of Elenberg Fraser, who shall be deemed the author of the drawings and data and shall retain all common law, statutory law and other rights, including copyrights and Intellectual property.

SCALE@A1 1:200 @ A1

PRELIMINARY
NOT FOR CONSTRUCTION

Figured dimensions take precedence to scale readings. Verify all dimensions on site. Report any discrepancies to the Architect for decision before proceeding with the work.

Copyright©

ELENBERG FRASER
LEVEL 3, 160 QUEEN STREET MELBOURNE VICTORIA 3000
AUSTRALIA
TEL +61 3 9600 2260 FAX +61 3 9600 2266
MAIL@E-F.COM.AU WWW.E-F.COM.AU
ABN 97 556 188 726

Project Title
28-32 ALBERT ROAD
SOUTH MELBOURNE

Client
M PROPERTY

Drawing Title
ELEVATION - SOUTH

Project Number
17016

Drawing Number
A0901

Drawing Status
TP

Revision
F

Jun 22, 2022 - 2:29pm

City of Port Phillip
Advertised Plan 23 of 40



FINISHES LEGEND

CODE	DESCRIPTION
BAL-01	BALUSTRADE: GREEN (LIGHT) LOW-E COATING – REFLECTIVE FINISH
CONC-01	EXPOSED AGGREGATE POLISHED FINISH – GREY
CONC-02	EXPOSED AGGREGATE POLISHED FINISH – GREEN
CONC-03	CONCRETE PRECAST – GREY
GL-01	GLAZING – GREEN (LIGHT) DGU LOW-E COATING
GL-01A	SPANDREL GLAZING – GREEN (LIGHT) DGU LOW-E COATING
GL-02	GLAZING – ACID ETCHED LOW-E COATING
GL-03	GLAZING – CLEAR DGU
GRC-01	CONCRETE – GREY
LVR-01	BRONZE POWDERCOATED ALUMINIUM LOUVRES
TPD-01	BRONZE POWDERCOATED MESH OPERABLE SCREEN
AW	AWNING WINDOWS

NOTE: GLAZING MATERIALS USED ON ALL EXTERNAL WALLS ARE AS PER SPECIFIED IN ACOUSTIC REPORT, AND MUST BE OF A TYPE THAT DOES NOT REFLECT MORE THAN 19% OF VISIBLE LIGHT, WHEN MEASURED AT AN ANGLE OF 90 DEGREES TO THE GLASS SURFACE.
AWNING AND SPANDREL LOCATIONS ARE SHOWN INDICATIVELY.

GL-01 | GL-01A | GL-02 | GL-03 | KW

AMENDMENTS TO ENDORSEMENT PLANS:

A. FLOOR LEVELS RATIONALISED TO ACCOMMODATE ADDITIONAL LEVEL

BALCONIES RECONFIGURED TO ACCOMMODATE REVISED APARTMENT LAYOUTS

B. L02–09 UPDATED TO INTRODUCE HOTEL LEVELS

CONCRETE UPSTANDS INTRODUCED TO HOTEL LEVELS FOR CONSISTENT VERTICAL LANGUAGE

C. CARPARK ENTRY DOOR UPDATED TO TILT PANEL DOOR IN PLACE OF ROLLER DOOR

PEDESTRIAN ARCADE ENTRY ADJUSTED. BOH ENTRY DOOR ADDED FOR ACCESS TO LOWER GROUND BOH AREA.

HORIZONTAL LOUVRE ADDED TO GROUND FAÇADE FOR AIR EXHAUST IN PLACE OF CLEAR GLAZING.

L01 ENCLOSED WITH OPAQUE GLAZED SCREEN TO PREVENT OVERLOOKING.

D. L10 – L25 NORTHERN GLAZING TO BE GREEN DGU IN PLACE OF SPANDREL GLAZING TO ACCOMMODATE REVISED APARTMENT LAYOUTS. L02 – L09 (HOTEL LEVELS) NORTHERN GLAZING REMAINS AS SPANDREL GLAZING

E. FINISHES LEGEND UPDATED

DATE	REVISION No.	REASON FOR ISSUE	DRAWN BY
12.12.2019	A	SBTA VCAT ISSUE	JK
09.04.2020	B	SBTA VCAT ISSUE	HO
10.09.2020	D	AGREEMENT PLANS	RK
07.04.2022	E	ISSUED FOR TP AMENDMENT	PK
22.06.2022	F	ISSUED FOR TP AMENDMENT	PK

DATE	REVISION No.	REASON FOR ISSUE	DRAWN BY

Note : The drawings are to be viewed with regard to the scale at which the document has been issued and for the specific purpose of the issue. The information contained within is considered to be correct at the time of documentation.
As an uncontrolled document, Elenberg Fraser accepts no responsibility for alterations by persons once issued.
By accepting and utilizing any drawings or other data or any form of electronic media generated and provided by Elenberg Fraser the Client agrees not to use these drawings and data, in whole or in part, for any purpose or project other than the project which is the subject of this agreement.
The Client agrees to waive all claims against Elenberg Fraser resulting in any way or from any unauthorised changes or reuse of the drawings and data for any other project by anyone other than Elenberg Fraser.
In addition, the client agrees, to the fullest extent permitted by the law, to indemnify and hold Elenberg Fraser harmless from any damage, liability, or cost, including reasonable lawyer's fees and costs of defence, arising from any changes made by anyone other that Elenberg Fraser or from any reuse of the drawings and data without prior written consent of Elenberg Fraser.
By accepting and utilizing any drawings or other data on any form of electronic media generated and provided by Elenberg Fraser, the Client covenants and agrees that all such drawings and data are instruments of service of Elenberg Fraser, who shall be deemed the author of the drawings and data and shall retain all common law, statutory law and other rights, including copyrights and Intellectual property.

SCALE@A1 1:200 @ A1

PRELIMINARY
NOT FOR CONSTRUCTION

Figured dimensions take precedence to scale readings. Verify all dimensions on site.
Report any discrepancies to the Architect for decision before proceeding with the work.

Copyright©

ELENBERG FRASER
LEVEL 3, 160 QUEEN STREET MELBOURNE VICTORIA 3000
AUSTRALIA
TEL +61 3 9600 2260 FAX +61 3 9600 2266
MAIL@E-F.COM.AU WWW.E-F.COM.AU
ABN 97 556 188 726

Project Title
28-32 ALBERT ROAD
SOUTH MELBOURNE

Client
M PROPERTY

Drawing Title
ELEVATION - WEST

Project Number
17016

Drawing Number
A0902

Drawing Status
TP

Revision
F

Jun 22, 2022 – 2:29pm

City of Port Phillip
Advertised Plan 24 of 40

FINISHES LEGEND

CODE	DESCRIPTION
BAL-01	BALUSTRADE: GREEN (LIGHT) LOW-E COATING – REFLECTIVE FINISH
CONC-01	EXPOSED AGGREGATE POLISHED FINISH – GREY
CONC-02	EXPOSED AGGREGATE POLISHED FINISH – GREEN
CONC-03	CONCRETE PRECAST – GREY
GL-01	GLAZING – GREEN (LIGHT) DGU LOW-E COATING
GL-01A	SPANDREL GLAZING – GREEN (LIGHT) DGU LOW-E COATING
GL-02	GLAZING – ACID ETCHED LOW-E COATING
GL-03	GLAZING – CLEAR DGU
GRC-01	CONCRETE – GREY
LVR-01	BRONZE POWDERCOATED ALUMINIUM LOUVRES
TPD-01	BRONZE POWDERCOATED MESH OPERABLE SCREEN
AW	AWNING WINDOWS

NOTE: GLAZING MATERIALS USED ON ALL EXTERNAL WALLS ARE AS PER SPECIFIED IN ACOUSTIC REPORT, AND MUST BE OF A TYPE THAT DOES NOT REFLECT MORE THAN 19% OF VISIBLE LIGHT, WHEN MEASURED AT AN ANGLE OF 90 DEGREES TO THE GLASS SURFACE.
AWNING AND SPANDREL LOCATIONS ARE SHOWN INDICATIVELY.

GL-01 | GL-01A | GL-02 | GL-03 | KW

AMENDMENTS TO ENDORSEMENT PLANS:

A. FLOOR LEVELS RATIONALISED TO ACCOMMODATE ADDITIONAL LEVEL

BALCONIES RECONFIGURED TO ACCOMMODATE REVISED APARTMENT LAYOUTS

B. L02–09 UPDATED TO INTRODUCE HOTEL LEVELS

CONCRETE UPSTANDS INTRODUCED TO HOTEL LEVELS FOR CONSISTENT VERTICAL LANGUAGE

C. WINDOWS ADDED TO EASTERN AND WESTERN FACING APARTMENTS

D. NORTHERN CONCRETE BOUNDARY WALL EXTENDED TO LEVEL TO MATCH HEIGHT OF ADJACENT BUILDING

E. FINISHES LEGEND UPDATED

DATE	REVISION No.	REASON FOR ISSUE	DRAWN BY
12.12.2019	A	S87A VCAT ISSUE	JK
09.04.2020	B	S87A VCAT ISSUE	HO
10.09.2020	D	AGREEMENT PLANS	RK
07.04.2022	E	ISSUED FOR TP AMENDMENT	PK
22.06.2022	F	ISSUED FOR TP AMENDMENT	PK

DATE	REVISION No.	REASON FOR ISSUE	DRAWN BY

Note : The drawings are to be viewed with regard to the scale at which the document has been issued and for the specific purpose of the issue. The information contained within is considered to be correct at the time of documentation.
As an uncontrolled document, Elenberg Fraser accepts no responsibility for alterations by persons once issued.
By accepting and utilizing any drawings or other data or any form of electronic media generated and provided by Elenberg Fraser the Client agrees not to use these drawings and data, in whole or in part, for any purpose or project other than the project which is the subject of this agreement.
The Client agrees to waive all claims against Elenberg Fraser resulting in any way or from any unauthorised changes or reuse of the drawings and data for any other project by anyone other than Elenberg Fraser.
In addition, the client agrees, to the fullest extent permitted by the law, to indemnify and hold Elenberg Fraser harmless from any damage, liability, or cost, including reasonable lawyer's fees and costs of defence, arising from any changes made by anyone other that Elenberg Fraser or from any reuse of the drawings and data without prior written consent of Elenberg Fraser.
By accepting and utilizing any drawings or other data on any form of electronic media generated and provided by Elenberg Fraser, the Client covenants and agrees that all such drawings and data are instruments of service of Elenberg Fraser, who shall be deemed the author of the drawings and data and shall retain all common law, statutory law and other rights, including copyrights and Intellectual property.

SCALE@A1 1:200 @ A1

PRELIMINARY
NOT FOR CONSTRUCTION

Figured dimensions take precedence to scale readings. Verify all dimensions on site.
Report any discrepancies to the Architect for decision before proceeding with the work.

Copyright©

ELENBERG FRASER
LEVEL 3, 160 QUEEN STREET MELBOURNE VICTORIA 3000
AUSTRALIA
TEL +61 3 9600 2260 FAX +61 3 9600 2266
MAIL@E-F.COM.AU WWW.E-F.COM.AU
ABN 97 556 188 726

Project Title
28-32 ALBERT ROAD
SOUTH MELBOURNE

Client
M PROPERTY

Drawing Title
ELEVATION - NORTH

Project Number
17016

Drawing Number
A0903

Drawing Status
TP

Revision
F

Jun 22, 2022 – 2:29pm

City of Port Phillip
Advertised Plan 25 of 40



AMENDMENTS TO ENDORSEMENT PLANS:

A. FLOOR LEVELS RATIONALISED TO ACCOMMODATE ADDITIONAL LEVEL

SOUTHERN FACADE ARTICULATION RATIONALISED

SECTIONAL LAYOUT UPDATED ACROSS ALL LEVELS TO REFLECT REVISED LAYOUTS

B. L02–09 UPDATED TO INTRODUCE HOTEL LEVELS

L06 TERRACES ADDED TO ACCOMMODATE REVISED HOTEL LAYOUT

SKYLIGHTS ADDED TO L02 ROOF

C. SOUTH FACING BALCONIES ADDED TO L10–20 TO ACCOMMODATE REVISED APARTMENT LAYOUTS

D. CAR SPACES LAYOUT RECONFIGURED TO INTRODUCE CAR LIFTS AND ON–GRADE PARKING. BASEMENT LEVELS REDUCED TO 3 FROM 5.

DATE	REVISION No.	REASON FOR ISSUE	DRAWN BY
12.12.2019	A	S87A VCAT ISSUE	JK
09.04.2020	B	S87A VCAT ISSUE	HO
10.09.2020	D	AGREEMENT PLANS	RK
07.04.2022	E	ISSUED FOR TP AMENDMENT	PK
22.06.2022	F	ISSUED FOR TP AMENDMENT	PK

DATE	REVISION No.	REASON FOR ISSUE	DRAWN BY

Note : The drawings are to be viewed with regard to the scale at which the document has been issued and for the specific purpose of the issue. The information contained within is considered to be correct at the time of documentation.
As an uncontrolled document, Elenberg Fraser accepts no responsibility for alterations by persons once issued.
By accepting and utilizing any drawings or other data or any form of electronic media generated and provided by Elenberg Fraser the Client agrees not to use these drawings and data, in whole or in part, for any purpose or project other than the project which is the subject of this agreement.
The Client agrees to waive all claims against Elenberg Fraser resulting in any way or from any unauthorised changes or reuse of the drawings and data for any other project by anyone other than Elenberg Fraser.
In addition, the client agrees, to the fullest extent permitted by the law, to indemnify and hold Elenberg Fraser harmless from any damage, liability, or cost, including reasonable lawyer's fees and costs of defence, arising from any changes made by anyone other that Elenberg Fraser or from any reuse of the drawings and data without prior written consent of Elenberg Fraser.
By accepting and utilizing any drawings or other data on any form of electronic media generated and provided by Elenberg Fraser, the Client covenants and agrees that all such drawings and data are instruments of service of Elenberg Fraser, who shall be deemed the author of the drawings and data and shall retain all common law, statutory law and other rights, including copyrights and Intellectual property.

SCALE@A1 1:200 @ A1

PRELIMINARY
NOT FOR CONSTRUCTION

Figured dimensions take precedence to scale readings. Verify all dimensions on site. Report any discrepancies to the Architect for decision before proceeding with the work.

Copyright©

ELENBERG FRASER
LEVEL 3, 160 QUEEN STREET MELBOURNE VICTORIA 3000
AUSTRALIA
TEL +61 3 9600 2260 FAX +61 3 9600 2266
MAIL@E-F.COM.AU WWW.E-F.COM.AU
ABN 97 556 188 726

Project Title
28-32 ALBERT ROAD
SOUTH MELBOURNE

Client
M PROPERTY

Drawing Title
SECTION A-A

Project Number
17016

Drawing Number
A0950

Drawing Status
TP

Revision
F

Jun 22, 2022 – 2:29pm



AMENDMENTS TO ENDORSEMENT PLANS:

A. FLOOR LEVELS RATIONALISED TO ACCOMMODATE ADDITIONAL LEVEL

SECTIONAL LAYOUT UPDATED ACROSS ALL LEVELS TO REFLECT REVISED LAYOUTS

RED DASH LINE ADDED TO SHOW PERMITTED SETBACK

B. L02–09 UPDATED TO INTRODUCE HOTEL LEVELS

C. CAR SPACES LAYOUT RECONFIGURED TO INTRODUCE CAR LIFTS AND ON–GRADE PARKING. BASEMENT LEVELS REDUCED TO 3 FROM 5.

DATE	REVISION No.	REASON FOR ISSUE	DRAWN BY
12.12.2019	A	S87A VCAT ISSUE	JK
09.04.2020	B	S87A VCAT ISSUE	HO
10.09.2020	D	AGREEMENT PLANS	RK
08.03.2022	E	ISSUED FOR INFORMATION	PK
07.04.2022	F	ISSUED FOR TP AMENDMENT	PK
22.06.2022	G	ISSUED FOR TP AMENDMENT	PK

DATE	REVISION No.	REASON FOR ISSUE	DRAWN BY

Note : The drawings are to be viewed with regard to the scale at which the document has been issued and for the specific purpose of the issue. The information contained within is considered to be correct at the time of documentation.
As an uncontrolled document, Elenberg Fraser accepts no responsibility for alterations by persons once issued.
By accepting and utilizing any drawings or other data or any form of electronic media generated and provided by Elenberg Fraser the Client agrees not to use these drawings and data, in whole or in part, for any purpose or project other than the project which is the subject of this agreement.
The Client agrees to waive all claims against Elenberg Fraser resulting in any way or from any unauthorised changes or reuse of the drawings and data for any other project by anyone other than Elenberg Fraser.
In addition, the client agrees, to the fullest extent permitted by the law, to indemnify and hold Elenberg Fraser harmless from any damage, liability, or cost, including reasonable lawyer's fees and costs of defence, arising from any changes made by anyone other that Elenberg Fraser or from any reuse of the drawings and data without prior written consent of Elenberg Fraser,
By accepting and utilizing any drawings or other data on any form of electronic media generated and provided by Elenberg Fraser, the Client covenants and agrees that all such drawings and data are instruments of service of Elenberg Fraser, who shall be deemed the author of the drawings and data and shall retain all common law, statutory law and other rights, including copyrights and Intellectual property.

SCALE@A1 1:200 @ A1

PRELIMINARY
NOT FOR CONSTRUCTION

Figured dimensions take precedence to scale readings. Verify all dimensions on site. Report any discrepancies to the Architect for decision before proceeding with the work.

Copyright©

ELENBERG FRASER
LEVEL 3, 160 QUEEN STREET MELBOURNE VICTORIA 3000
AUSTRALIA
TEL +61 3 9600 2260 FAX +61 3 9600 2266
MAIL@E-F.COM.AU WWW.E-F.COM.AU
ABN 97 556 188 726

Project Title
28-32 ALBERT ROAD
SOUTH MELBOURNE

Client
M PROPERTY

Drawing Title
SECTION B-B

Project Number
17016

Drawing Number
A0951

Drawing Status
TP

Revision
G

Jun 22, 2022 – 2:29pm

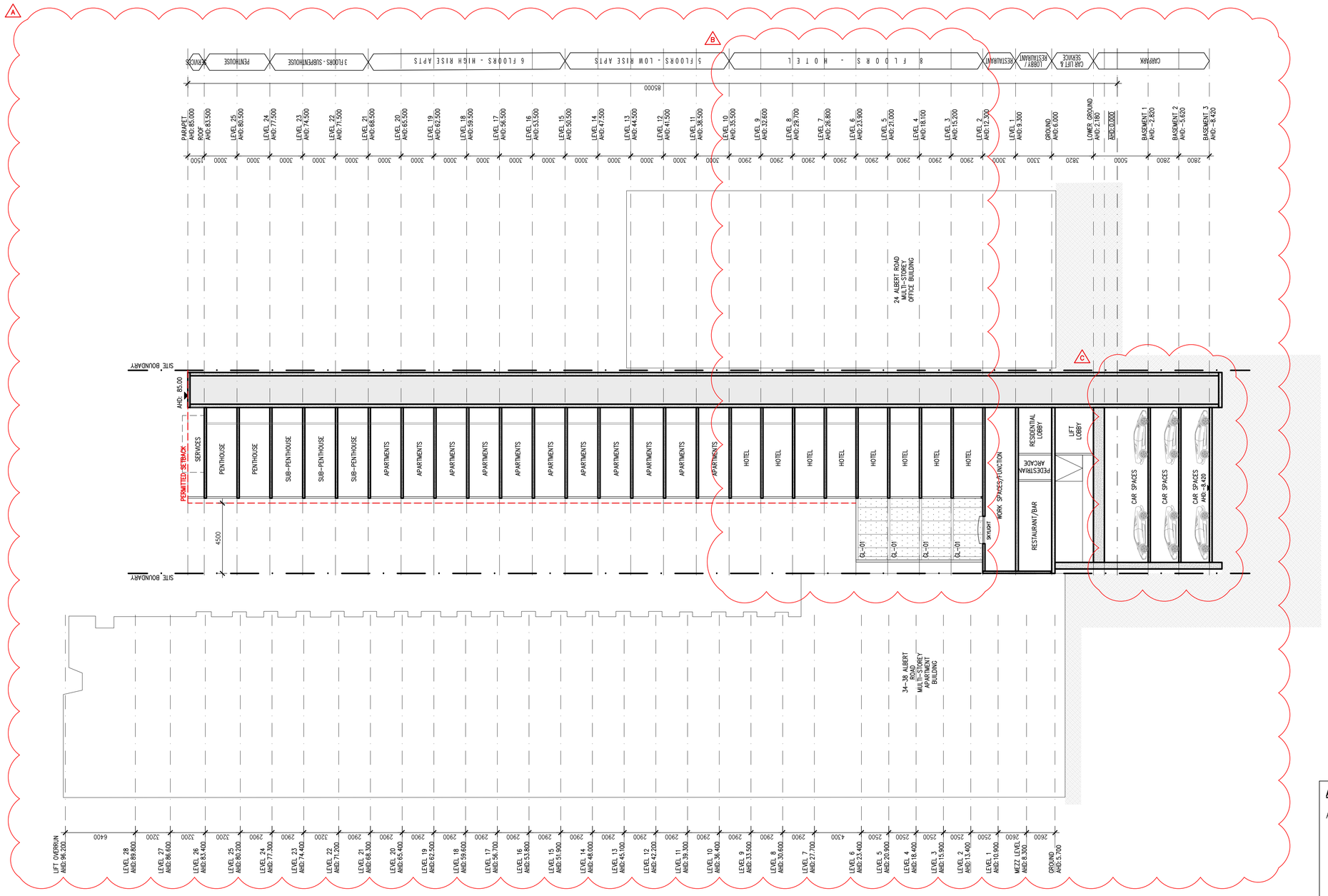

AMENDMENTS TO ENDORSEMENT PLANS:

A. FLOOR LEVELS RATIONALISED TO ACCOMMODATE ADDITIONAL LEVEL

SECTIONAL LAYOUT UPDATED ACROSS ALL LEVELS TO REFLECT REVISED LAYOUTS

RED DASH LINE ADDED TO SHOW PERMITTED SETBACK

B. L02–09 UPDATED TO INTRODUCE HOTEL LEVELS

C. CAR SPACES LAYOUT RECONFIGURED TO INTRODUCE CAR LIFTS AND ON–GRADE PARKING. BASEMENT LEVELS REDUCED TO 3 FROM 5.

DATE	REVISION No.	REASON FOR ISSUE	DRAWN BY
12.12.2019	A	SBTA VCAT ISSUE	JK
09.04.2020	B	SBTA VCAT ISSUE	HO
10.09.2020	D	AGREEMENT PLANS	RK
08.03.2022	E	ISSUED FOR INFORMATION	PK
07.04.2022	F	ISSUED FOR TP AMENDMENT	PK
22.06.2022	G	ISSUED FOR TP AMENDMENT	PK

DATE	REVISION No.	REASON FOR ISSUE	DRAWN BY

Note : The drawings are to be viewed with regard to the scale at which the document has been issued and for the specific purpose of the issue, The information contained within is considered to be correct at the time of documentation.
As an uncontrolled document, Elenberg Fraser accepts no responsibility for alterations by persons once issued.
By accepting and utilizing any drawings or other data or any form of electronic media generated and provided by Elenberg Fraser the Client agrees not to use these drawings and data, in whole or in part, for any purpose or project other than the project which is the subject of this agreement.
The Client agrees to waive all claims against Elenberg Fraser resulting in any way or from any unauthorised changes or reuse of the drawings and data for any other project by anyone other than Elenberg Fraser.
In addition, the client agrees, to the fullest extent permitted by the law, to indemnify and hold Elenberg Fraser harmless from any damage, liability, or cost, including reasonable lawyer's fees and costs of defence, arising from any changes made by anyone other that Elenberg Fraser or from any reuse of the drawings and data without prior written consent of Elenberg Fraser.
By accepting and utilizing any drawings or other data on any form of electronic media generated and provided by Elenberg Fraser, the Client covenants and agrees that all such drawings and data are instruments of service of Elenberg Fraser, who shall be deemed the author of the drawings and data and shall retain all common law, statutory law and other rights, including copyrights and Intellectual property.

SCALE@A1 1:200 @ A1

PRELIMINARY
NOT FOR CONSTRUCTION

Figured dimensions take precedence to scale readings. Verify all dimensions on site. Report any discrepancies to the Architect for decision before proceeding with the work.

Copyright©

ELENBERG FRASER
LEVEL 3, 160 QUEEN STREET MELBOURNE VICTORIA 3000
AUSTRALIA
TEL +61 3 9600 2260 FAX +61 3 9600 2266
MAIL@E-F.COM.AU WWW.E-F.COM.AU
ABN 97 556 188 726

Project Title
28-32 ALBERT ROAD
SOUTH MELBOURNE

Client
M PROPERTY

Drawing Title
SECTION
SECTION C-C

Project Number
17016

Drawing Number
A0952

Drawing Status
TP

Revision
G

Jun 22, 2022 – 2:29pm

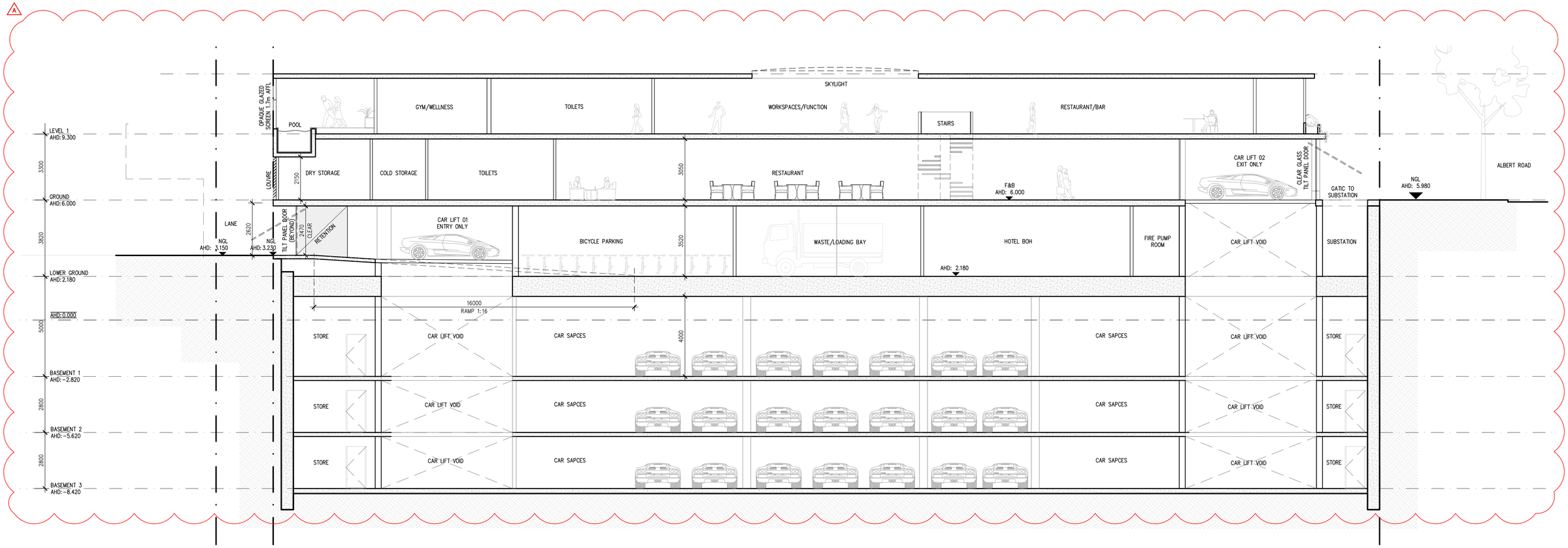

AMENDMENTS TO ENDORSEMENT PLANS:

A. FLOOR LEVELS RATIONALISED TO ACCOMMODATE ADDITIONAL LEVEL

SECTIONAL LAYOUT UPDATED ACROSS ALL LEVELS TO REFLECT REVISED LAYOUTS

CAR SPACES LAYOUT RECONFIGURED TO INTRODUCE CAR LIFTS AND ON-GRADE PARKING. BASEMENT LEVELS REDUCED TO 3 FROM 5.

DATE	REVISION No.	REASON FOR ISSUE	DRAWN BY
12.12.2019	A	S87A VCAT ISSUE	JK
09.04.2020	B	S87A VCAT ISSUE	HO
10.09.2020	D	AGREEMENT PLANS	RK
07.04.2022	E	ISSUED FOR TP AMENDMENT	PK

DATE	REVISION No.	REASON FOR ISSUE	DRAWN BY

Note : The drawings are to be viewed with regard to the scale at which the document has been issued and for the specific purpose of the issue. The information contained within is considered to be correct at the time of documentation.
As an uncontrolled document, Elenberg Fraser accepts no responsibility for alterations by persons once issued.
By accepting and utilizing any drawings or other data or any form of electronic media generated and provided by Elenberg Fraser the Client agrees not to use these drawings and data, in whole or in part, for any purpose or project other than the project which is the subject of this agreement.
The Client agrees to waive all claims against Elenberg Fraser resulting in any way or from any unauthorised changes or reuse of the drawings and data for any other project by anyone other than Elenberg Fraser.
In addition, the client agrees, to the fullest extent permitted by the law, to indemnify and hold Elenberg Fraser harmless from any damage, liability, or cost, including reasonable lawyer's fees and costs of defence, arising from any changes made by anyone other that Elenberg Fraser or from any reuse of the drawings and data without prior written consent of Elenberg Fraser.
By accepting and utilizing any drawings or other data on any form of electronic media generated and provided by Elenberg Fraser, the Client covenants and agrees that all such drawings and data are instruments of service of Elenberg Fraser, who shall be deemed the author of the drawings and data and shall retain all common law, statutory law and other rights, including copyrights and Intellectual property.

SCALE@A1 1:100 @ A1

PRELIMINARY
NOT FOR CONSTRUCTION

Figured dimensions take precedence to scale readings. Verify all dimensions on site.
Report any discrepancies to the Architect for decision before proceeding with the work.

Copyright ©

ELENBERG FRASER
LEVEL 3, 160 QUEEN STREET MELBOURNE VICTORIA 3000
AUSTRALIA
TEL +61 3 9600 2260 FAX +61 3 9600 2266
MAIL@E-F.COM.AU WWW.E-F.COM.AU
ABN 97 556 189 726

Project Title
28-32 ALBERT ROAD
SOUTH MELBOURNE

Client
M PROPERTY

Drawing Title
SECTION D-D

Project Number
17016

Drawing Number
A0953

Drawing Status
TP

Revision
E

Jun 21, 2022 – 4:20pm

City of Port Phillip
Advertised Plan 29 of 40

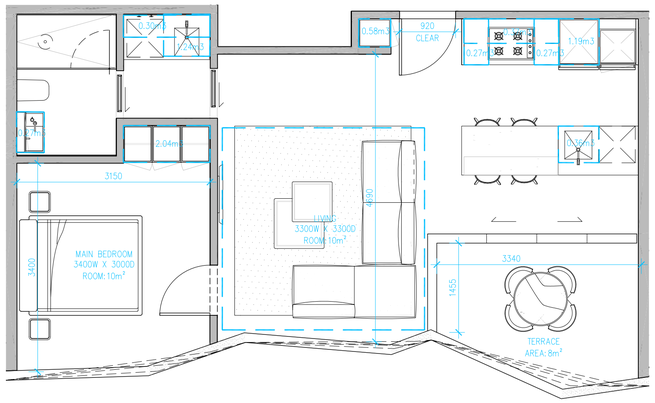

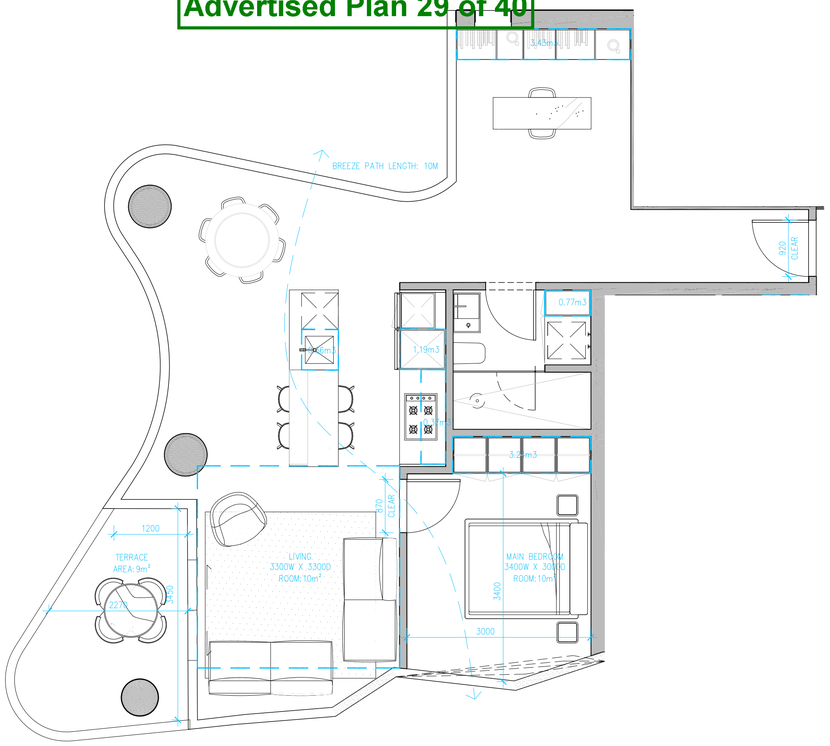

A1	1BED + 1BATH
–	1:500@A1

LEVEL 10, 11–14
5 APARTMENTS

A2	1BED + 1BATH + 1STUDY
–	1:500@A1

LEVEL 10
1 APARTMENT

Apmt Type	Configuration	Apmt No.	Accessible (D17)	Cross Vent (D29)
A1	1BED+1BATH	5	No	No
A2	1BED+1BATH+1STUDY	1	No	Yes
A3	1BED+1BATH	10	Yes	No
B1	2BED+2BATH	4	No	Yes
C1	3BED+2.5BATH	10	Yes	Yes
C2	3BED+2BATH	6	Yes	Yes
C3	3BED+2BATH	1	Yes	Yes
C4	3BED+2BATH	1	Yes	Yes
D1	4BED+2BATH	2	Yes	Yes
D2	4BED+2.5BATH	3	Yes	Yes
D4	4BED+4.5BATH	1	Yes	Yes
		44 Apmts	77%	66%

BADS Compliance Apartment Type A1, A2

Apartment Type	D17 Accessibility	D26 Functional Layout	D29 Cross Ventalation	D21 Internal Storage	D21 Carpark Storage	D27 Room Depth	D20 Balconies
TYPE A1	No	No	No	6.89 m³	6 m³	2700 mm	Yes
TYPE A2	No	No	Yes	8.72 m³	3 m³	2700 mm	No

AMENDMENTS TO ENDORSEMENT PLANS:

A. APARTMENT LAYOUTS AMENDED.

DATE	REVISION No.	REASON FOR ISSUE	DRAWN BY
20.02.2020	-	S87A VCAT ISSUE	JK
09.04.2020	B	S87A VCAT ISSUE	HQ
10.09.2020	D	AGREEMENT PLANS	RK
20.04.2022	E	ISSUED FOR TP AMENDMENT	PK

DATE	REVISION No.	REASON FOR ISSUE	DRAWN BY

Note : The drawings are to be viewed with regard to the scale at which the document has been issued and for the specific purpose of the issue. The information contained within is considered to be correct at the time of documentation.
As an uncontrolled document, Elenberg Fraser accepts no responsibility for alterations by persons once issued.
By accepting and utilizing any drawings or other data or any form of electronic media generated and provided by Elenberg Fraser the Client agrees not to use these drawings and data, in whole or in part, for any purpose or project other than the project which is the subject of this agreement.
The Client agrees to waive all claims against Elenberg Fraser resulting in any way or from any unauthorised changes or reuse of the drawings and data for any other project by anyone other than Elenberg Fraser.
In addition, the client agrees, to the fullest extent permitted by the law, to indemnify and hold Elenberg Fraser harmless from any damage, liability, or cost, including reasonable lawyer's fees and costs of defence, arising from any changes made by anyone other that Elenberg Fraser or from any reuse of the drawings and data without prior written consent of Elenberg Fraser.
By accepting and utilizing any drawings or other data on any form of electronic media generated and provided by Elenberg Fraser, the Client covenants and agrees that all such drawings and data are instruments of service of Elenberg Fraser, who shall be deemed the author of the drawings and data and shall retain all common law, statutory law and other rights, including copyrights and intellectual property.

SCALE@A1 1:50 @ A1 1:100 @ A3

PRELIMINARY
NOT FOR CONSTRUCTION

Figured dimensions take precedence to scale readings. Verify all dimensions on site.
Report any discrepancies to the Architect for decision before proceeding with the work.

Copyright ©

ELENBERG FRASER
LEVEL 3, 160 QUEEN STREET MELBOURNE VICTORIA 3000
AUSTRALIA
TEL +61 3 9600 2260 FAX +61 3 9600 2266
MAIL@E-F.COM.AU WWW.E-F.COM.AU
ABN 97 556 188 726

Project Title
28-32 ALBERT ROAD
SOUTH MELBOURNE

Client
DCF

Drawing Title
APARTMENT DESIGN GUIDELINES FOR VICTORIA
APARTMENT TYPE SHEET 01

Project Number
17016

Drawing Number
A2500

Drawing Status
TP

Revision
E

May 31, 2022 – 12:30pm

City of Port Phillip
Advertised Plan 30 of 40

STANDARD D17 - COMPLIANT
DOOR DESIGN / OPENING
• A CLEAR 970MM WIDE DOOR OPENING • A SLIDING DOOR
CIRCULATION AREA
• A CLEAR CIRCULATION AREA OF 1M X 2.7M • LOCATED IN FRONT OF THE SHOWER AND TOILET • CLEAR OF TOILET AND BASIN
PATH TO CIRCULATION AREA
• NOT APPLICABLE
SHOWER
• A HOBLESS (STEP-FREE) SHOWER

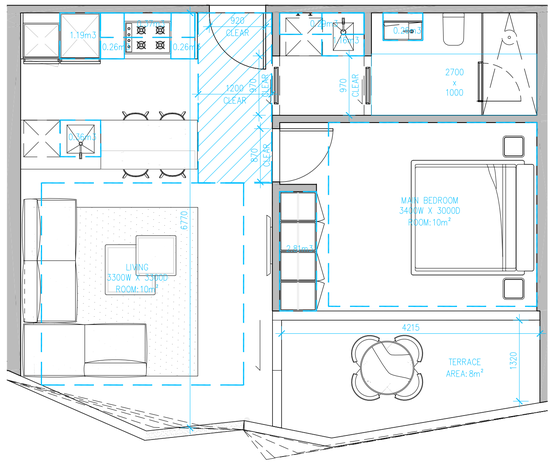

A3	1BED + 1BATH – ACCESSIBLE
–	1:50@A1

LEVEL 11–14, 15–20
10 APARTMENT

Apmt Type	Configuration	Apmt No.	Accessible (D17)	Cross Vent (D29)
A1	1BED+1BATH	5	No	No
A2	1BED+1BATH+1STUDY	1	No	Yes
A3	1BED+1BATH	10	Yes	No
B1	2BED+2BATH	4	No	Yes
C1	3BED+2.5BATH	10	Yes	Yes
C2	3BED+2BATH	6	Yes	Yes
C3	3BED+2BATH	1	Yes	Yes
C4	3BED+2BATH	1	Yes	Yes
D1	4BED+2BATH	2	Yes	Yes
D2	4BED+2.5BATH	3	Yes	Yes
D4	4BED+4.5BATH	1	Yes	Yes
		44 Apmts	77%	66%

BADS Compliance Apartment Type A3							
Apartment Type	D17 Accessibility	D26 Functional Layout	D29 Cross Ventalation	D21 Internal Storage	D21 Carpark Storage	D27 Room Depth	D20 Balconies
TYPE A3	Yes	Yes	No	6.96 m³	4 m³	2700 mm	Yes

AMENDMENTS TO ENDORSEMENT PLANS:

A. APARTMENT LAYOUTS AMENDED.

DATE	REVISION No.	REASON FOR ISSUE	DRAWN BY
20.02.2020	-	S87A VCAT ISSUE	JK
09.04.2020	B	S87A VCAT ISSUE	HQ
10.09.2020	D	AGREEMENT PLANS	RK
20.04.2022	E	ISSUED FOR TP AMENDMENT	PK

DATE	REVISION No.	REASON FOR ISSUE	DRAWN BY

Note : The drawings are to be viewed with regard to the scale at which the document has been issued and for the specific purpose of the issue. The information contained within is considered to be correct at the time of documentation.
As an uncontrolled document, Elenberg Fraser accepts no responsibility for alterations by persons once issued.
By accepting and utilizing any drawings or other data or any form of electronic media generated and provided by Elenberg Fraser the Client agrees not to use these drawings and data, in whole or in part, for any purpose or project other than the project which is the subject of this agreement.
The Client agrees to waive all claims against Elenberg Fraser resulting in any way or from any unauthorised changes or reuse of the drawings and data for any other project by anyone other than Elenberg Fraser.
In addition, the client agrees, to the fullest extent permitted by the law, to indemnify and hold Elenberg Fraser harmless from any damage, liability, or cost, including reasonable lawyer's fees and costs of defence, arising from any changes made by anyone other that Elenberg Fraser or from any reuse of the drawings and data without prior written consent of Elenberg Fraser.
By accepting and utilizing any drawings or other data on any form of electronic media generated and provided by Elenberg Fraser, the Client covenants and agrees that all such drawings and data are instruments of service of Elenberg Fraser, who shall be deemed the author of the drawings and data and shall retain all common law, statutory law and other rights, including copyrights and intellectual property.

SCALE@A1 1:50 @ A1 1:100 @ A3

PRELIMINARY
NOT FOR CONSTRUCTION

Figured dimensions take precedence to scale readings. Verify all dimensions on site.
Report any discrepancies to the Architect for decision before proceeding with the work.

Copyright ©

ELENBERG FRASER
LEVEL 3, 160 QUEEN STREET MELBOURNE VICTORIA 3000
AUSTRALIA
TEL +61 3 9600 2260 FAX +61 3 9600 2266
MAIL@E-F.COM.AU WWW.E-F.COM.AU
ABN 97 556 188 726

Project Title
28-32 ALBERT ROAD
SOUTH MELBOURNE

Client
DCF

Drawing Title
APARTMENT DESIGN GUIDELINES FOR VICTORIA
APARTMENT TYPE SHEET 02

Project Number: 17016
Drawing Number: A2501
Drawing Status: TP
Revision: E

May 31, 2022 – 12:30pm

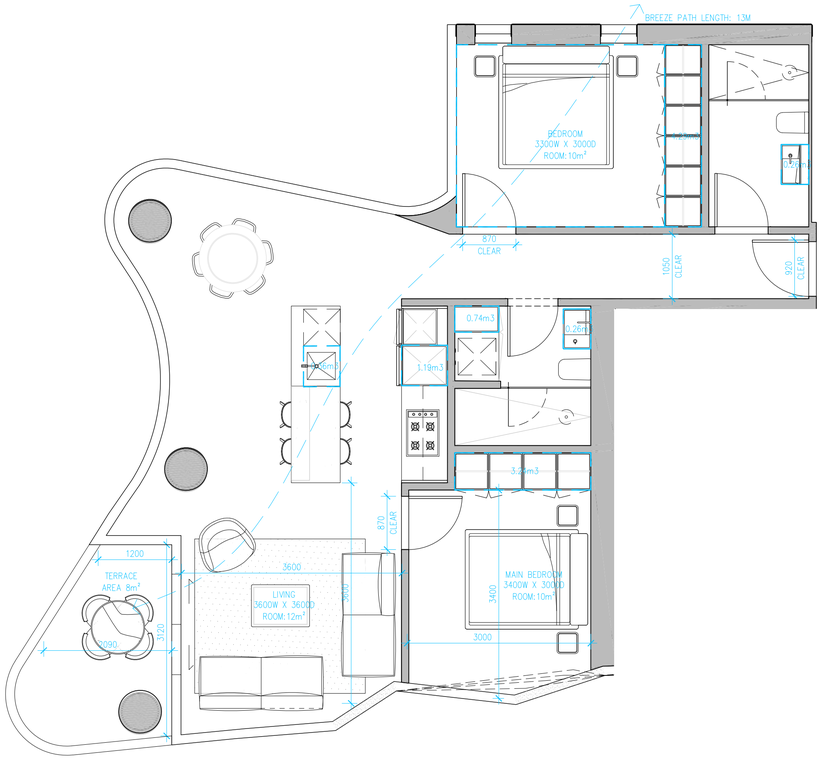

B1	2BED + 2BATH
–	1:50@A1

LEVEL 11–14,
4 APARTMENTS

Apmt Type	Configuration	Apmt No.	Accessible (D17)	Cross Vent (D29)
A1	1BED+1BATH	5	No	No
A2	1BED+1BATH+1STUDY	1	No	Yes
A3	1BED+1BATH	10	Yes	No
B1	2BED+2BATH	4	No	Yes
C1	3BED+2.5BATH	10	Yes	Yes
C2	3BED+2BATH	6	Yes	Yes
C3	3BED+2BATH	1	Yes	Yes
C4	3BED+2BATH	1	Yes	Yes
D1	4BED+2BATH	2	Yes	Yes
D2	4BED+2.5BATH	3	Yes	Yes
D4	4BED+4.5BATH	1	Yes	Yes
		44 Apmts	77%	66%

BADS Compliance Apartment Type B1

Apartment Type	D17 Accessibility	D26 Functional Layout	D29 Cross Ventalation	D21 Internal Storage	D21 Carpark Storage	D27 Room Depth	D20 Balconies
TYPE B1	No	No	Yes	10.34 m³	9 m³	2700 mm	No

AMENDMENTS TO ENDORSEMENT PLANS:

A. APARTMENT LAYOUTS AMENDED.

DATE	REVISION No.	REASON FOR ISSUE	DRAWN BY
20.02.2020	-	S87A VCAT ISSUE	JK
09.04.2020	B	S87A VCAT ISSUE	HQ
10.09.2020	D	AGREEMENT PLANS	RK
20.04.2022	E	ISSUED FOR TP AMENDMENT	PK

DATE	REVISION No.	REASON FOR ISSUE	DRAWN BY

Note : The drawings are to be viewed with regard to the scale at which the document has been issued and for the specific purpose of the issue. The information contained within is considered to be correct at the time of documentation.
As an uncontrolled document, Elenberg Fraser accepts no responsibility for alterations by persons once issued.
By accepting and utilizing any drawings or other data or any form of electronic media generated and provided by Elenberg Fraser the Client agrees not to use these drawings and data, in whole or in part, for any purpose or project other than the project which is the subject of this agreement.
The Client agrees to waive all claims against Elenberg Fraser resulting in any way or from any unauthorised changes or reuse of the drawings and data for any other project by anyone other than Elenberg Fraser.
In addition, the client agrees, to the fullest extent permitted by the law, to indemnify and hold Elenberg Fraser harmless from any damage, liability, or cost, including reasonable lawyer's fees and costs of defence, arising from any changes made by anyone other that Elenberg Fraser or from any reuse of the drawings and data without prior written consent of Elenberg Fraser.
By accepting and utilizing any drawings or other data on any form of electronic media generated and provided by Elenberg Fraser, the Client covenants and agrees that all such drawings and data are instruments of service of Elenberg Fraser, who shall be deemed the author of the drawings and data and shall retain all common law, statutory law and other rights, including copyrights and intellectual property.

SCALE@A1 1:50 @ A1 1:100 @ A3

PRELIMINARY
NOT FOR CONSTRUCTION

Figured dimensions take precedence to scale readings. Verify all dimensions on site.
Report any discrepancies to the Architect for decision before proceeding with the work.

Copyright ©

ELENBERG FRASER
LEVEL 3, 160 QUEEN STREET MELBOURNE VICTORIA 3000
AUSTRALIA
TEL +61 3 9600 2260 FAX +61 3 9600 2266
MAIL@E-F.COM.AU WWW.E-F.COM.AU
ABN 97 556 188 726

Project Title
28-32 ALBERT ROAD
SOUTH MELBOURNE

Client
DCF

Drawing Title
APARTMENT DESIGN GUIDELINES FOR VICTORIA
APARTMENT TYPE SHEET 03

Project Number
17016

Drawing Number
A2502

Drawing Status
TP

Revision
E

May 27, 2022 – 2:27pm

City of Port Phillip
Advertised Plan 32 of 40

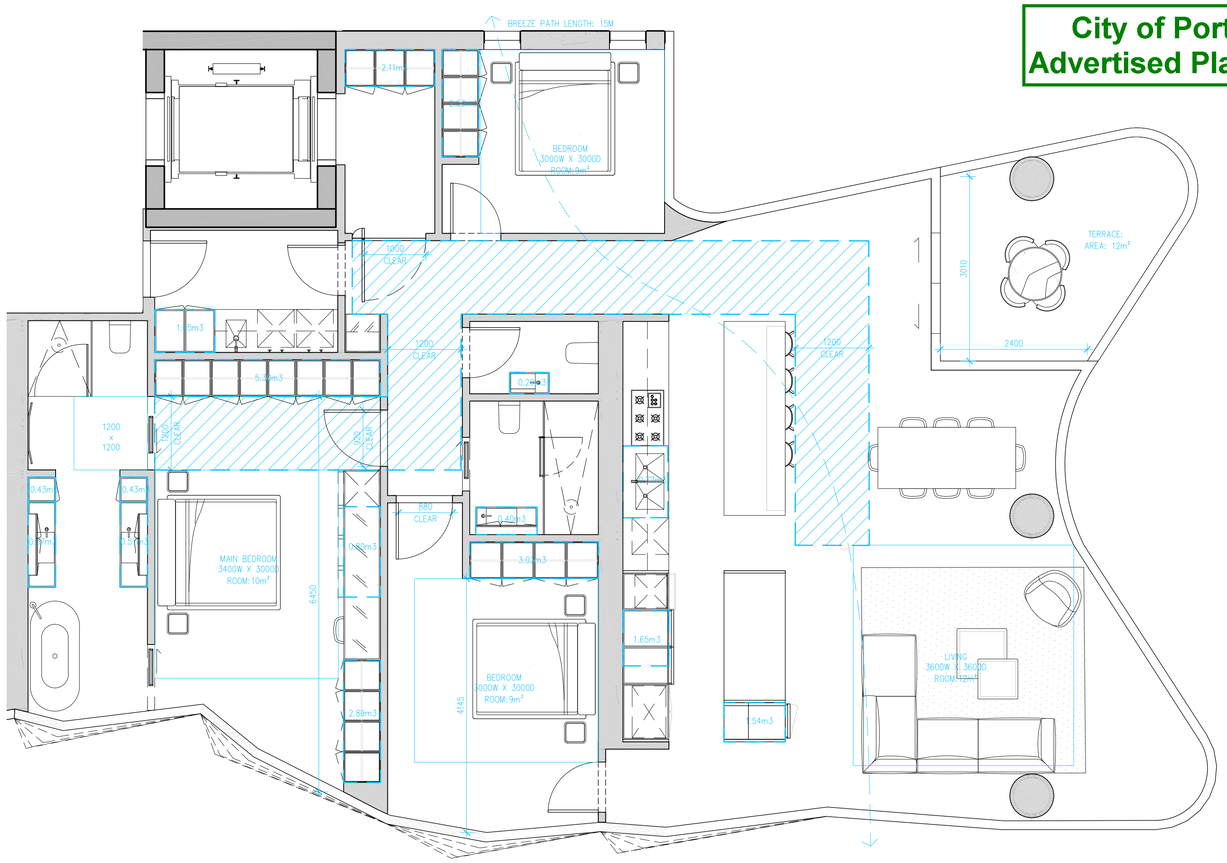

C1 — 3BED + 2.5BATH – ACCESSIBLE
1:50@A1

LEVEL 11–14, 15–20
10 APARTMENTS

STANDARD D17 - COMPLIANT
DOOR DESIGN / OPENING
• A CLEAR 1200MM WIDE DOOR OPENING • A SLIDE DOOR
CIRCULATION AREA
• A CLEAR CIRCULATION AREA OF 1.2M X 1.2M • LOCATED IN FRONT OF THE SHOWER AND TOILET • CLEAR OF TOILET, BASIN AND THE DOOR
PATH TO CIRCULATION AREA
• A CLEAR OF 900MM MIN WIDTH FROM THE DOOR TO THE CIRCULATION AREA
SHOWER
• A HOBLESS (STEP-FREE) SHOWER

Apmt Type	Configuration	Apmt No.	Accessible (D17)	Cross Vent (D29)
A1	1BED+1BATH	5	No	No
A2	1BED+1BATH+1STUDY	1	No	Yes
A3	1BED+1BATH	10	Yes	No
B1	2BED+2BATH	4	No	Yes
C1	3BED+2.5BATH	10	Yes	Yes
C2	3BED+2BATH	6	Yes	Yes
C3	3BED+2BATH	1	Yes	Yes
C4	3BED+2BATH	1	Yes	Yes
D1	4BED+2BATH	2	Yes	Yes
D2	4BED+2.5BATH	3	Yes	Yes
D4	4BED+4.5BATH	1	Yes	Yes
		44 Apmts	77%	66%

BADS Compliance Apartment Type C1

Apartment Type	D17 Accessibility	D26 Functional Layout	D29 Cross Ventalation	D21 Internal Storage	D21 Carpark Storage	D27 Room Depth	D20 Balconies
TYPE C1	Yes	Yes	Yes	24.86m³	No	2700 mm	Yes

AMENDMENTS TO ENDORSEMENT PLANS:

A. APARTMENT LAYOUTS AMENDED.

DATE	REVISION No.	REASON FOR ISSUE	DRAWN BY
20.02.2020	-	S87A VCAT ISSUE	JK
09.04.2020	B	S87A VCAT ISSUE	HQ
10.09.2020	D	AGREEMENT PLANS	RK
20.04.2022	E	ISSUED FOR TP AMENDMENT	PK

DATE	REVISION No.	REASON FOR ISSUE	DRAWN BY

Note : The drawings are to be viewed with regard to the scale at which the document has been issued and for the specific purpose of the issue. The information contained within is considered to be correct at the time of documentation.
As an uncontrolled document, Elenberg Fraser accepts no responsibility for alterations by persons once issued.
By accepting and utilizing any drawings or other data or any form of electronic media generated and provided by Elenberg Fraser the Client agrees not to use these drawings and data, in whole or in part, for any purpose or project other than the project which is the subject of this agreement.
The Client agrees to waive all claims against Elenberg Fraser resulting in any way or from any unauthorised changes or reuse of the drawings and data for any other project by anyone other than Elenberg Fraser.
In addition, the client agrees, to the fullest extent permitted by the law, to Indemnify and hold Elenberg Fraser harmless from any damage, liability, or cost, including reasonable lawyer's fees and costs of defence, arising from any changes made by anyone other that Elenberg Fraser or from any reuse of the drawings and data without prior written consent of Elenberg Fraser.
By accepting and utilizing any drawings or other data on any form of electronic media generated and provided by Elenberg Fraser, the Client covenants and agrees that all such drawings and data are instruments of service of Elenberg Fraser, who shall be deemed the author of the drawings and data and shall retain all common law, statutory law and other rights, including copyrights and intellectual property.

SCALE@A1 1:50 @ A1 1:100 @ A3

PRELIMINARY
NOT FOR CONSTRUCTION

Figured dimensions take precedence to scale readings. Verify all dimensions on site. Report any discrepancies to the Architect for decision before proceeding with the work.

Copyright ©

ELENBERG FRASER
LEVEL 3, 160 QUEEN STREET MELBOURNE VICTORIA 3000
AUSTRALIA
TEL +61 3 9600 2260 FAX +61 3 9600 2266
MAIL@E-F.COM.AU WWW.E-F.COM.AU
ABN 97 556 188 726

Project Title:
28-32 ALBERT ROAD
SOUTH MELBOURNE

Client
DCF

Drawing Title:
APARTMENT DESIGN GUIDELINES FOR VICTORIA
APARTMENT TYPE SHEET 04

Project Number: **17016**
Drawing Number: **A2503**
Drawing Status: **TP**
Revision: **E**

May 31, 2022 – 12:30pm

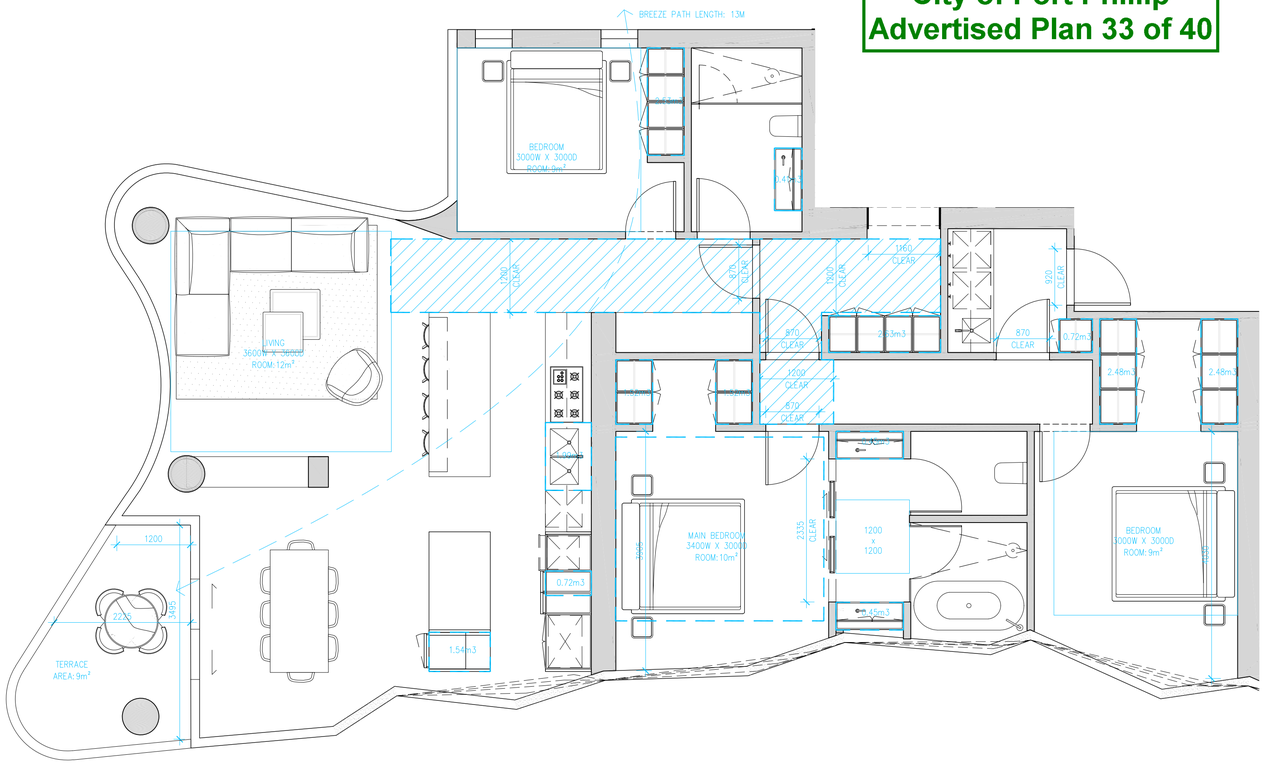

C2	3BED + 2BATH – ACCESSIBLE
–	1:50@A1

LEVEL 15–20
6 APARTMENTS

STANDARD D17 - COMPLIANT
DOOR DESIGN / OPENING
• A CLEAR 1500MM WIDE DOOR OPENING • A SLIDE DOOR
CIRCULATION AREA
• A CLEAR CIRCULATION AREA OF 1.2M X 1.2M • LOCATED IN FRONT OF THE SHOWER AND TOILET • CLEAR OF TOILET, BASIN AND THE DOOR
PATH TO CIRCULATION AREA
• A CLEAR OF 900MM MIN WIDTH FROM THE DOOR TO THE CIRCULATION AREA
SHOWER
• A HOBLESS (STEP-FREE) SHOWER

Apmt Type	Configuration	Apmt No.	Accessible (D17)	Cross Vent (D29)
A1	1BED+1BATH	5	No	No
A2	1BED+1BATH+1STUDY	1	No	Yes
A3	1BED+1BATH	10	Yes	No
B1	2BED+2BATH	4	No	Yes
C1	3BED+2.5BATH	10	Yes	Yes
C2	3BED+2BATH	6	Yes	Yes
C3	3BED+2BATH	1	Yes	Yes
C4	3BED+2BATH	1	Yes	Yes
D1	4BED+2BATH	2	Yes	Yes
D2	4BED+2.5BATH	3	Yes	Yes
D4	4BED+4.5BATH	1	Yes	Yes
		44 Apmts	77%	66%

BADS Compliance Apartment Type C2

Apartment Type	D17 Accessibility	D26 Functional Layout	D29 Cross Ventalation	D21 Internal Storage	D21 Carpark Storage	D27 Room Depth	D20 Balconies
TYPE C2	Yes	Yes	Yes	18.72 m³	No	2700 mm	No

AMENDMENTS TO ENDORSEMENT PLANS:

A. APARTMENT LAYOUTS AMENDED.

DATE	REVISION No.	REASON FOR ISSUE	DRAWN BY
20.02.2020	-	S87A VCAT ISSUE	JK
09.04.2020	B	S87A VCAT ISSUE	HQ
10.09.2020	D	AGREEMENT PLANS	RK
20.04.2022	E	ISSUED FOR TP AMENDMENT	PK

DATE	REVISION No.	REASON FOR ISSUE	DRAWN BY

Note : The drawings are to be viewed with regard to the scale at which the document has been issued and for the specific purpose of the issue. The information contained within is considered to be correct at the time of documentation.
As an uncontrolled document, Elenberg Fraser accepts no responsibility for alterations by persons once issued.
By accepting and utilizing any drawings or other data or any form of electronic media generated and provided by Elenberg Fraser the Client agrees not to use these drawings and data, in whole or in part, for any purpose or project other than the project which is the subject of this agreement.
The Client agrees to waive all claims against Elenberg Fraser resulting in any way or from any unauthorised changes or reuse of the drawings and data for any other project by anyone other than Elenberg Fraser.
In addition, the client agrees, to the fullest extent permitted by the law, to indemnify and hold Elenberg Fraser harmless from any damage, liability, or cost, including reasonable lawyer's fees and costs of defence, arising from any changes made by anyone other that Elenberg Fraser or from any reuse of the drawings and data without prior written consent of Elenberg Fraser.
By accepting and utilizing any drawings or other data on any form of electronic media generated and provided by Elenberg Fraser, the Client covenants and agrees that all such drawings and data are instruments of service of Elenberg Fraser, who shall be deemed the author of the drawings and data and shall retain all common law, statutory law and other rights, including copyrights and intellectual property.

SCALE@A1 1:50 @ A1 1:100 @ A3

PRELIMINARY
NOT FOR CONSTRUCTION

Figured dimensions take precedence to scale readings. Verify all dimensions on site.
Report any discrepancies to the Architect for decision before proceeding with the work.

Copyright ©

ELENBERG FRASER
LEVEL 3, 160 QUEEN STREET MELBOURNE VICTORIA 3000
AUSTRALIA
TEL +61 3 9600 2260 FAX +61 3 9600 2266
MAIL@E-F.COM.AU WWW.E-F.COM.AU
ABN 97 556 188 726

Project Title
28-32 ALBERT ROAD
SOUTH MELBOURNE

Client
DCF

Drawing Title
APARTMENT DESIGN GUIDELINES FOR VICTORIA
APARTMENT TYPE SHEET 05

Project Number: **17016**
Drawing Number: **A2504**
Drawing Status: **TP**
Revision: **E**

May 27, 2022 – 11:42am

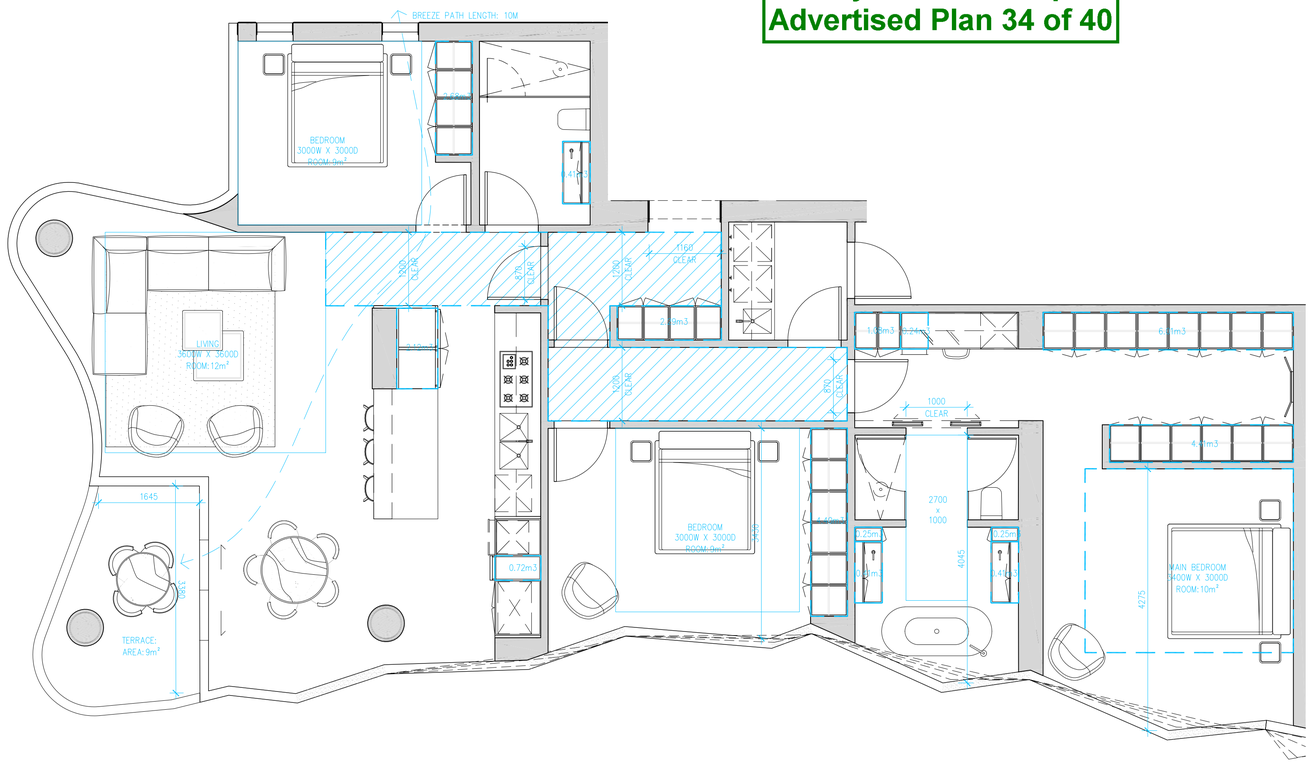

C3	3BED + 2BATH – ACCESSIBLE
–	1:50@A1

LEVEL 23
1 APARTMENTS

STANDARD D17 - COMPLIANT
DOOR DESIGN / OPENING
• A CLEAR 1000MM WIDE DOOR OPENING • A SLIDE DOOR
CIRCULATION AREA
• A CLEAR CIRCULATION AREA OF 1M X 2.7M • LOCATED IN FRONT OF THE SHOWER AND TOILET • CLEAR OF TOILET AND BASIN
PATH TO CIRCULATION AREA
• NOT APPLICABLE
SHOWER
• A HOBLESS (STEP-FREE) SHOWER

Apmt Type	Configuration	Apmt No.	Accessible (D17)	Cross Vent (D29)
A1	1BED+1BATH	5	No	No
A2	1BED+1BATH+1STUDY	1	No	Yes
A3	1BED+1BATH	10	Yes	No
B1	2BED+2BATH	4	No	Yes
C1	3BED+2.5BATH	10	Yes	Yes
C2	3BED+2BATH	6	Yes	Yes
C3	3BED+2BATH	1	Yes	Yes
C4	3BED+2BATH	1	Yes	Yes
D1	4BED+2BATH	2	Yes	Yes
D2	4BED+2.5BATH	3	Yes	Yes
D4	4BED+4.5BATH	1	Yes	Yes
		44 Apmts	77%	66%

BADS Compliance Apartment Type C3

Apartment Type	D17 Accessibility	D26 Functional Layout	D29 Cross Ventalation	D21 Internal Storage	D21 Carpark Storage	D27 Room Depth	D20 Balconies
TYPE C3	Yes	Yes	Yes	25.68 m³	No	2700 mm	No

AMENDMENTS TO ENDORSEMENT PLANS:

A. APARTMENT LAYOUTS AMENDED.

DATE	REVISION No.	REASON FOR ISSUE	DRAWN BY
20.02.2020	-	S87A VCAT ISSUE	JK
09.04.2020	B	S87A VCAT ISSUE	HQ
10.09.2020	D	AGREEMENT PLANS	RK
20.04.2022	E	ISSUED FOR TP AMENDMENT	PK

DATE	REVISION No.	REASON FOR ISSUE	DRAWN BY

Note : The drawings are to be viewed with regard to the scale at which the document has been issued and for the specific purpose of the issue. The information contained within is considered to be correct at the time of documentation.
As an uncontrolled document, Elenberg Fraser accepts no responsibility for alterations by persons once issued.
By accepting and utilizing any drawings or other data or any form of electronic media generated and provided by Elenberg Fraser the Client agrees not to use these drawings and data, in whole or in part, for any purpose or project other than the project which is the subject of this agreement.
The Client agrees to waive all claims against Elenberg Fraser resulting in any way or from any unauthorised changes or reuse of the drawings and data for any other project by anyone other than Elenberg Fraser.
In addition, the client agrees, to the fullest extent permitted by the law, to indemnify and hold Elenberg Fraser harmless from any damage, liability, or cost, including reasonable lawyer's fees and costs of defence, arising from any changes made by anyone other that Elenberg Fraser or from any reuse of the drawings and data without prior written consent of Elenberg Fraser.
By accepting and utilizing any drawings or other data on any form of electronic media generated and provided by Elenberg Fraser, the Client covenants and agrees that all such drawings and data are instruments of service of Elenberg Fraser, who shall be deemed the author of the drawings and data and shall retain all common law, statutory law and other rights, including copyrights and intellectual property.

SCALE@A1 1:100 @ A1 1:50 @ A3

PRELIMINARY
NOT FOR CONSTRUCTION

Figured dimensions take precedence to scale readings. Verify all dimensions on site.
Report any discrepancies to the Architect for decision before proceeding with the work.

Copyright ©

ELENBERG FRASER
LEVEL 3, 160 QUEEN STREET MELBOURNE VICTORIA 3000
AUSTRALIA
TEL +61 3 9600 2260 FAX +61 3 9600 2266
MAIL@E-F.COM.AU WWW.E-F.COM.AU
ABN 97 556 188 726

Project Title
28-32 ALBERT ROAD
SOUTH MELBOURNE

Client
DCF

Drawing Title
APARTMENT DESIGN GUIDELINES FOR VICTORIA
APARTMENT TYPE SHEET 06

Project Number: **17016**
Drawing Number: **A2505**
Drawing Status: **TP**
Revision: **E**

May 27, 2022 – 11:42am

City of Port Phillip
Advertised Plan 35 of 40

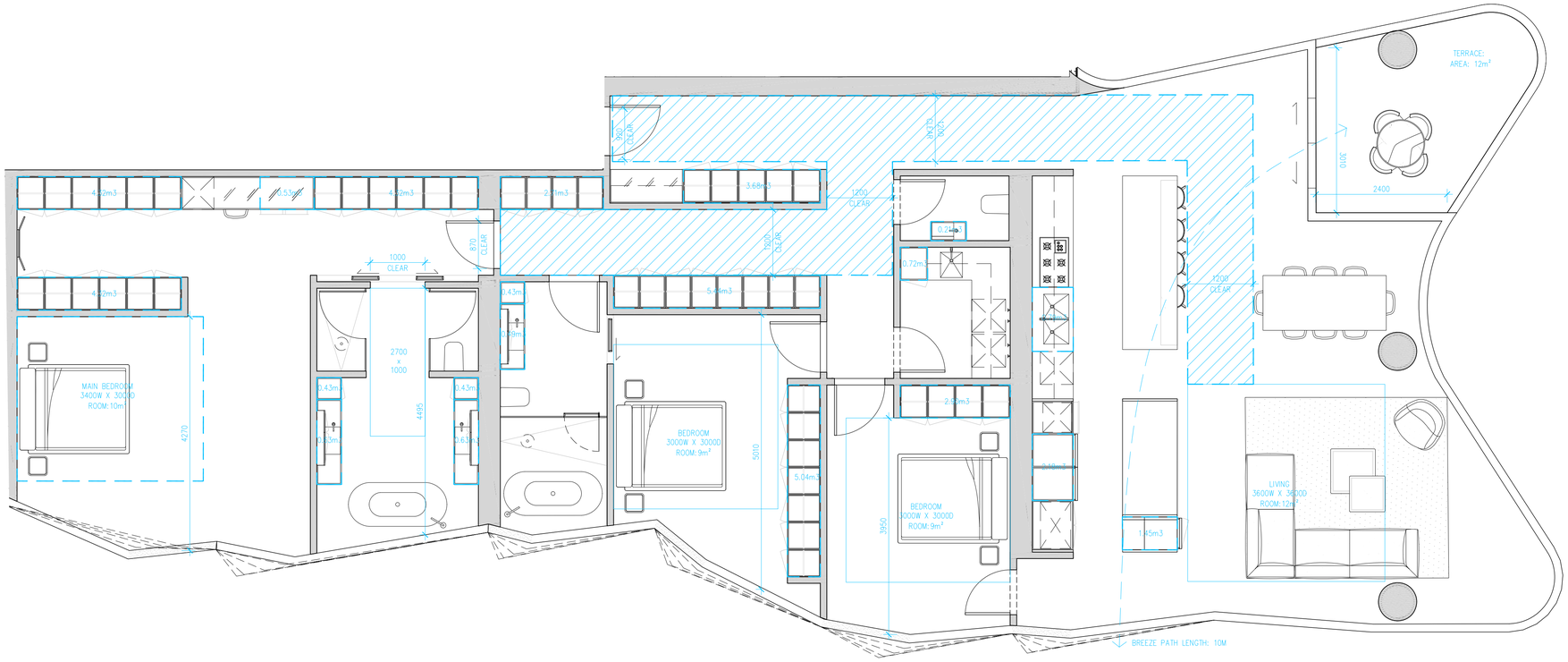

C4	3BED + 2BATH – ACCESSIBLE
–	1:50@A1

LEVEL 10
1 APARTMENTS

STANDARD D17 - COMPLIANT
DOOR DESIGN / OPENING
• A CLEAR 1000MM WIDE DOOR OPENING • A SLIDE DOOR
CIRCULATION AREA
• A CLEAR CIRCULATION AREA OF 1M X 2.7M • LOCATED IN FRONT OF THE SHOWER AND TOILET • CLEAR OF TOILET AND BASIN
PATH TO CIRCULATION AREA
• NOT APPLICABLE
SHOWER
• A HOBLESS (STEP-FREE) SHOWER

Apmt Type	Configuration	Apmt No.	Accessible (D17)	Cross Vent (D29)
A1	1BED+1BATH	5	No	No
A2	1BED+1BATH+1STUDY	1	No	Yes
A3	1BED+1BATH	10	Yes	No
B1	2BED+2BATH	4	No	Yes
C1	3BED+2.5BATH	10	Yes	Yes
C2	3BED+2BATH	6	Yes	Yes
C3	3BED+2BATH	1	Yes	Yes
C4	3BED+2BATH	1	Yes	Yes
D1	4BED+2BATH	2	Yes	Yes
D2	4BED+2.5BATH	3	Yes	Yes
D4	4BED+4.5BATH	1	Yes	Yes
		44 Apmts	77%	66%

BADS Compliance Apartment Type C4

Apartment Type	D17 Accessibility	D26 Functional Layout	D29 Cross Ventalation	D21 Internal Storage	D21 Carpark Storage	D27 Room Depth	D20 Balconies
TYPE C4	Yes	Yes	Yes	41.65 m³	No	2700 mm	Yes

AMENDMENTS TO ENDORSEMENT PLANS:

A. APARTMENT LAYOUTS AMENDED.

DATE	REVISION No.	REASON FOR ISSUE	DRAWN BY
20.02.2020	-	S87A VCAT ISSUE	JK
09.04.2020	B	S87A VCAT ISSUE	HQ
10.09.2020	D	AGREEMENT PLANS	RK
20.04.2022	E	ISSUED FOR TP AMENDMENT	PK

DATE	REVISION No.	REASON FOR ISSUE	DRAWN BY

Note : The drawings are to be viewed with regard to the scale at which the document has been issued and for the specific purpose of the issue. The information contained within is considered to be correct at the time of documentation.
As an uncontrolled document, Elenberg Fraser accepts no responsibility for alterations by persons once issued.
By accepting and utilizing any drawings or other data or any form of electronic media generated and provided by Elenberg Fraser the Client agrees not to use these drawings and data, in whole or in part, for any purpose or project other than the project which is the subject of this agreement.
The Client agrees to waive all claims against Elenberg Fraser resulting in any way or from any unauthorised changes or reuse of the drawings and data for any other project by anyone other than Elenberg Fraser.
In addition, the client agrees, to the fullest extent permitted by the law, to indemnify and hold Elenberg Fraser harmless from any damage, liability, or cost, including reasonable lawyer's fees and costs of defence, arising from any changes made by anyone other that Elenberg Fraser or from any reuse of the drawings and data without prior written consent of Elenberg Fraser.
By accepting and utilizing any drawings or other data on any form of electronic media generated and provided by Elenberg Fraser, the Client covenants and agrees that all such drawings and data are instruments of service of Elenberg Fraser, who shall be deemed the author of the drawings and data and shall retain all common law, statutory law and other rights, including copyrights and intellectual property.

SCALE@A1 1:50 @ A1 1:100 @ A3

PRELIMINARY
NOT FOR CONSTRUCTION

Figured dimensions take precedence to scale readings. Verify all dimensions on site.
Report any discrepancies to the Architect for decision before proceeding with the work.

Copyright ©

ELENBERG FRASER
LEVEL 3, 160 QUEEN STREET MELBOURNE VICTORIA 3000
AUSTRALIA
TEL +61 3 9600 2260 FAX +61 3 9600 2266
MAIL@E-F.COM.AU WWW.E-F.COM.AU
ABN 97 556 188 726

Project Title
28-32 ALBERT ROAD
SOUTH MELBOURNE

Client
DCF

Drawing Title
APARTMENT DESIGN GUIDELINES FOR VICTORIA
APARTMENT TYPE SHEET 07

Project Number: **17016**
Drawing Number: **A2506**
Drawing Status: **TP**
Revision: **E**

May 27, 2022 – 11:42am

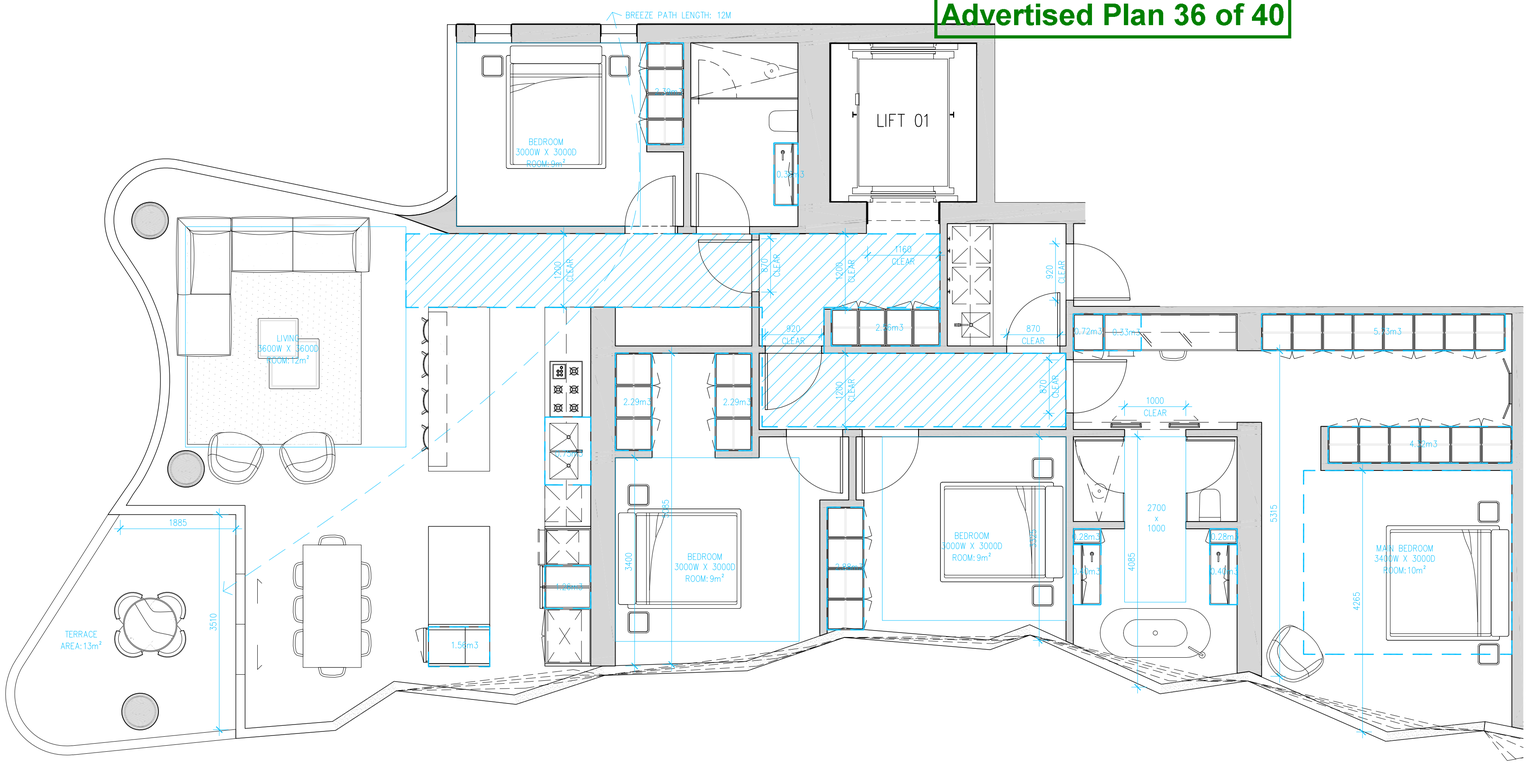

D1	4BED + 2BATH – ACCESSIBLE
–	1:50@A1

LEVEL 21–22
2 APARTMENT

STANDARD D17 - COMPLIANT
DOOR DESIGN / OPENING
• A CLEAR 1000MM WIDE DOOR OPENING • A SLIDE DOOR
CIRCULATION AREA
• A CLEAR CIRCULATION AREA OF 1M X 2.7M • LOCATED IN FRONT OF THE SHOWER AND TOILET • CLEAR OF TOILET AND BASIN
PATH TO CIRCULATION AREA
• NOT APPLICABLE
SHOWER
• A HOBLESS (STEP-FREE) SHOWER

Apmt Type	Configuration	Apmt No.	Accessible (D17)	Cross Vent (D29)
A1	1BED+1BATH	5	No	No
A2	1BED+1BATH+1STUDY	1	No	Yes
A3	1BED+1BATH	10	Yes	No
B1	2BED+2BATH	4	No	Yes
C1	3BED+2.5BATH	10	Yes	Yes
C2	3BED+2BATH	6	Yes	Yes
C3	3BED+2BATH	1	Yes	Yes
C4	3BED+2BATH	1	Yes	Yes
D1	4BED+2BATH	2	Yes	Yes
D2	4BED+2.5BATH	3	Yes	Yes
D4	4BED+4.5BATH	1	Yes	Yes
		44 Apmts	77%	66%

BADS Compliance Apartment Type D1

Apartment Type	D17 Accessibility	D26 Functional Layout	D29 Cross Ventalation	D21 Internal Storage	D21 Carpark Storage	D27 Room Depth	D20 Balconies
TYPE D1	Yes	Yes	Yes	28.80 m³	No	2700 mm	No

AMENDMENTS TO ENDORSEMENT PLANS:

A. APARTMENT LAYOUTS AMENDED.

DATE	REVISION No.	REASON FOR ISSUE	DRAWN BY
20.02.2020	-	S87A VCAT ISSUE	JK
09.04.2020	B	S87A VCAT ISSUE	HQ
10.09.2020	D	AGREEMENT PLANS	RK
20.04.2022	E	ISSUED FOR TP AMENDMENT	PK

DATE	REVISION No.	REASON FOR ISSUE	DRAWN BY

Note : The drawings are to be viewed with regard to the scale at which the document has been issued and for the specific purpose of the issue. The information contained within is considered to be correct at the time of documentation.
As an uncontrolled document, Elenberg Fraser accepts no responsibility for alterations by persons once issued.
By accepting and utilizing any drawings or other data or any form of electronic media generated and provided by Elenberg Fraser the Client agrees not to use these drawings and data, in whole or in part, for any purpose or project other than the project which is the subject of this agreement.
The Client agrees to waive all claims against Elenberg Fraser resulting in any way or from any unauthorised changes or reuse of the drawings and data for any other project by anyone other than Elenberg Fraser.
In addition, the client agrees, to the fullest extent permitted by the law, to indemnify and hold Elenberg Fraser harmless from any damage, liability, or cost, including reasonable lawyer's fees and costs of defence, arising from any changes made by anyone other that Elenberg Fraser or from any reuse of the drawings and data without prior written consent of Elenberg Fraser.
By accepting and utilizing any drawings or other data on any form of electronic media generated and provided by Elenberg Fraser, the Client covenants and agrees that all such drawings and data are instruments of service of Elenberg Fraser, who shall be deemed the author of the drawings and data and shall retain all common law, statutory law and other rights, including copyrights and intellectual property.

SCALE@A1 1:50 @ A1 1:100 @ A3

PRELIMINARY
NOT FOR CONSTRUCTION

Figured dimensions take precedence to scale readings. Verify all dimensions on site.
Report any discrepancies to the Architect for decision before proceeding with the work.

Copyright ©

ELENBERG FRASER
LEVEL 3, 160 QUEEN STREET MELBOURNE VICTORIA 3000
AUSTRALIA
TEL +61 3 9600 2260 FAX +61 3 9600 2266
MAIL@E-F.COM.AU WWW.E-F.COM.AU
ABN 97 556 188 726

Project Title
28-32 ALBERT ROAD
SOUTH MELBOURNE

Client
DCF

Drawing Title
APARTMENT DESIGN GUIDELINES FOR VICTORIA
APARTMENT TYPE SHEET 08

Project Number
17016

Drawing Number
A2507

Drawing Status
TP

Revision
E

May 27, 2022 – 11:44am

City of Port Phillip
Advertised Plan 37 of 40

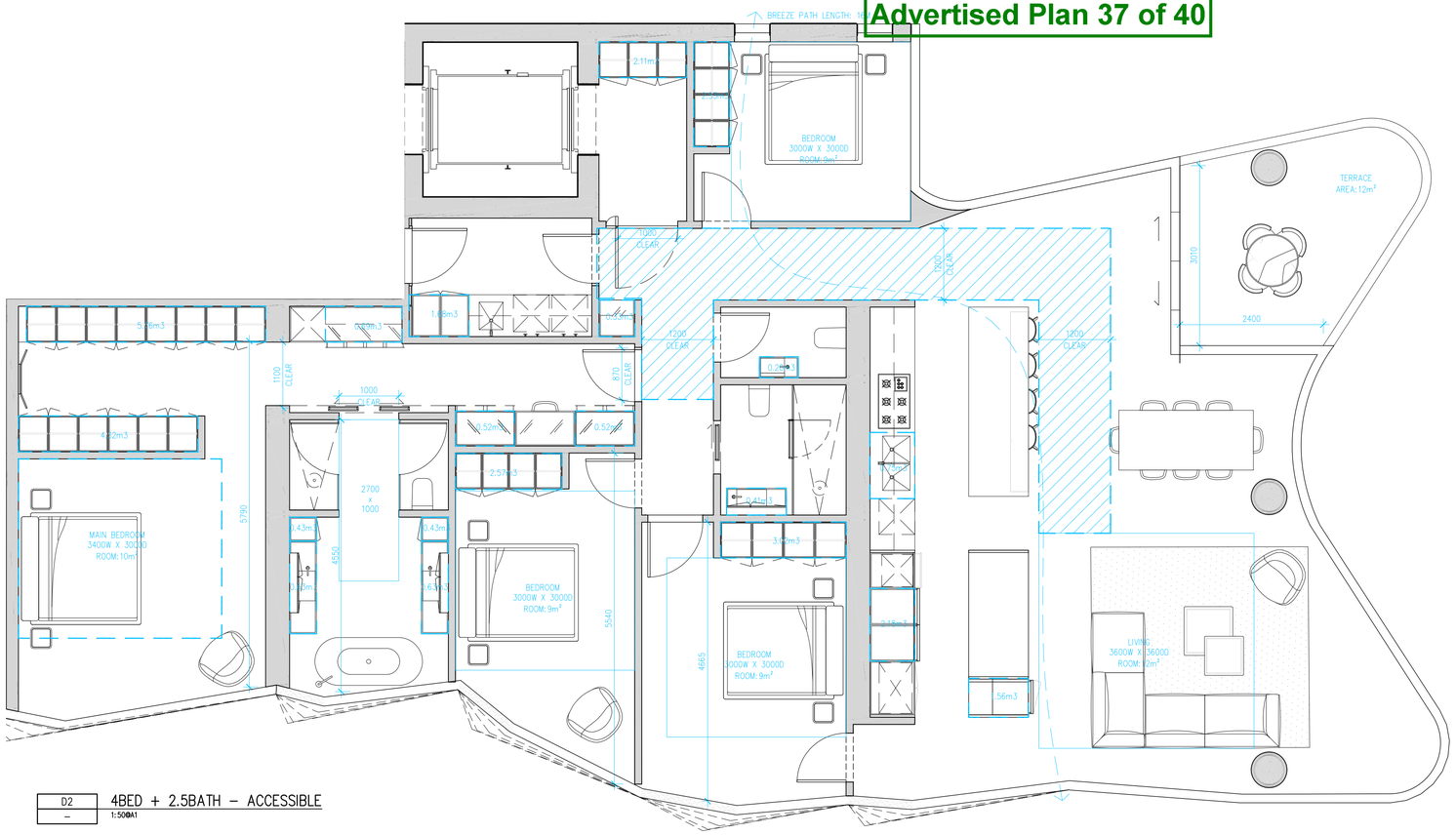

D2 – 4BED + 2.5BATH – ACCESSIBLE
1:50@A1

LEVEL 21–23
3 APARTMENT

STANDARD D17 - COMPLIANT
DOOR DESIGN / OPENING
• A CLEAR 1000MM WIDE DOOR OPENING • A SLIDE DOOR
CIRCULATION AREA
• A CLEAR CIRCULATION AREA OF 1M X 2.7M • LOCATED IN FRONT OF THE SHOWER AND TOILET • CLEAR OF TOILET AND BASIN
PATH TO CIRCULATION AREA
• NOT APPLICABLE
SHOWER
• A HOBLESS (STEP-FREE) SHOWER

Apmt Type	Configuration	Apmt No.	Accessible (D17)	Cross Vent (D29)
A1	1BED+1BATH	5	No	No
A2	1BED+1BATH+1STUDY	1	No	Yes
A3	1BED+1BATH	10	Yes	No
B1	2BED+2BATH	4	No	Yes
C1	3BED+2.5BATH	10	Yes	Yes
C2	3BED+2BATH	6	Yes	Yes
C3	3BED+2BATH	1	Yes	Yes
C4	3BED+2BATH	1	Yes	Yes
D1	4BED+2BATH	2	Yes	Yes
D2	4BED+2.5BATH	3	Yes	Yes
D4	4BED+4.5BATH	1	Yes	Yes
		44 Apmts	77%	66%

BADS Compliance Apartment Type D2

Apartment Type	D17 Accessibility	D26 Functional Layout	D29 Cross Ventalation	D21 Internal Storage	D21 Carpark Storage	D27 Room Depth	D20 Balconies
TYPE D2	Yes	Yes	Yes	31.27 m³	No	2700 mm	Yes

AMENDMENTS TO ENDORSEMENT PLANS:

A. APARTMENT LAYOUTS AMENDED.

DATE	REVISION No.	REASON FOR ISSUE	DRAWN BY
20.02.2020	-	SBTA VCAT ISSUE	JK
09.04.2020	B	SBTA VCAT ISSUE	HO
10.09.2020	D	AGREEMENT PLANS	RK
20.04.2022	E	ISSUED FOR TP AMENDMENT	PK

DATE	REVISION No.	REASON FOR ISSUE	DRAWN BY

Note : The drawings are to be viewed with regard to the scale at which the document has been issued and for the specific purpose of the issue. The information contained within is considered to be correct at the time of documentation.
As an uncontrolled document, Elenberg Fraser accepts no responsibility for alterations by persons once issued.
By accepting and utilizing any drawings or other data or any form of electronic media generated and provided by Elenberg Fraser the Client agrees not to use these drawings and data, in whole or in part, for any purpose or project other than the project which is the subject of this agreement.
The Client agrees to waive all claims against Elenberg Fraser resulting in any way or from any unauthorised changes or reuse of the drawings and data for any other project by anyone other than Elenberg Fraser.
In addition, the client agrees, to the fullest extent permitted by the law, to indemnify and hold Elenberg Fraser harmless from any damage, liability, or cost, including reasonable lawyer's fees and costs of defence, arising from any changes made by anyone other that Elenberg Fraser or from any reuse of the drawings and data without prior written consent of Elenberg Fraser.
By accepting and utilizing any drawings or other data on any form of electronic media generated and provided by Elenberg Fraser, the Client covenants and agrees that all such drawings and data are instruments of service of Elenberg Fraser, who shall be deemed the author of the drawings and data and shall retain all common law, statutory law and other rights, including copyrights and intellectual property.

SCALE@A1 1:50 @ A1 1:100 @ A3

PRELIMINARY
NOT FOR CONSTRUCTION

Figured dimensions take precedence to scale readings. Verify all dimensions on site.
Report any discrepancies to the Architect for decision before proceeding with the work.

Copyright ©

ELENBERG FRASER
LEVEL 3, 160 QUEEN STREET MELBOURNE VICTORIA 3000
AUSTRALIA
TEL +61 3 9600 2260 FAX +61 3 9600 2266
MAIL@E-F.COM.AU WWW.E-F.COM.AU
ABN 97 556 188 726

Project Title:
28-32 ALBERT ROAD
SOUTH MELBOURNE

Client
DCF

Drawing Title:
APARTMENT DESIGN GUIDELINES FOR VICTORIA
APARTMENT TYPE SHEET 09

Project Number: 17016
Drawing Number: A2508
Drawing Status: TP
Revision: E

May 27, 2022 – 11:44am

City of Port Phillip
Advertised Plan 38 of 40

STANDARD D17 - COMPLIANT
DOOR DESIGN / OPENING
• A CLEAR 1540MM WIDE DOOR OPENING • A SLIDE DOOR
CIRCULATION AREA
• A CLEAR CIRCULATION AREA OF 1.2M X 1.2M • LOCATED IN FRONT OF THE SHOWER AND TOILET • CLEAR OF TOILET, BASIN AND THE DOOR
PATH TO CIRCULATION AREA
• A CLEAR OF 900MM MIN WIDTH FROM THE DOOR TO THE CIRCULATION AREA
SHOWER
• A HOBLESS (STEP-FREE) SHOWER

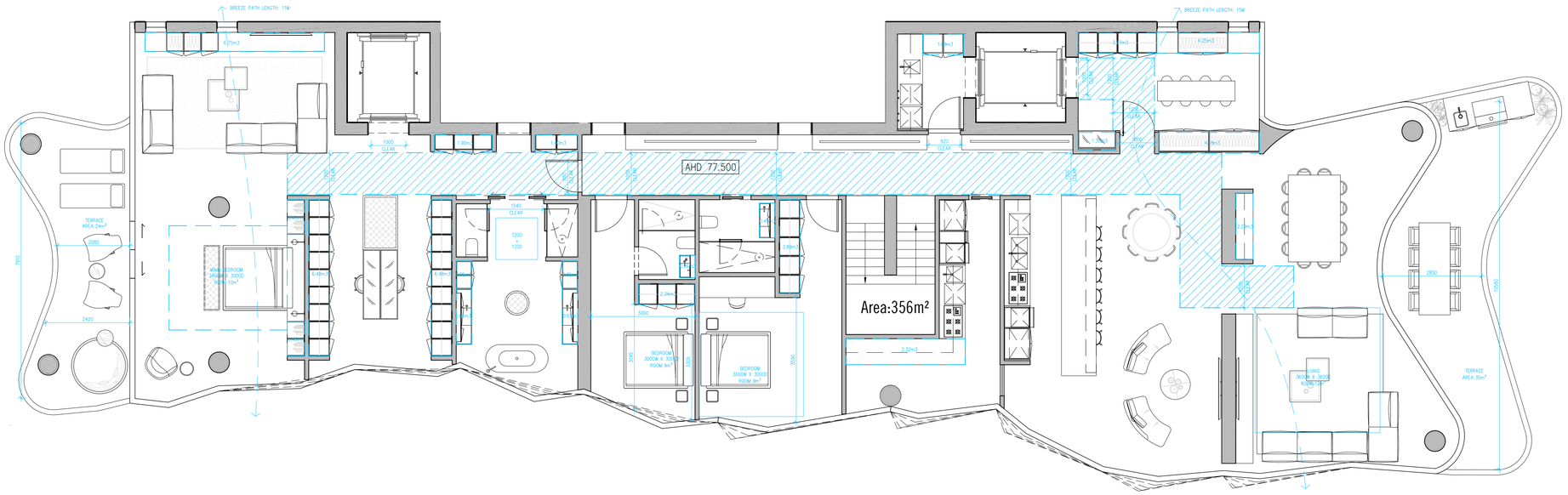

D4	4BED + 4.5BATH + WINE TASTING ROOM – ACCESSIBLE
–	1:50@A1

LEVEL 24–25
1 APARTMENT – PENTHOUSE

Apmt Type	Configuration	Apmt No.	Accessible (D17)	Cross Vent (D29)
A1	1BED+1BATH	5	No	No
A2	1BED+1BATH+1STUDY	1	No	Yes
A3	1BED+1BATH	10	Yes	No
B1	2BED+2BATH	4	No	Yes
C1	3BED+2.5BATH	10	Yes	Yes
C2	3BED+2BATH	6	Yes	Yes
C3	3BED+2BATH	1	Yes	Yes
C4	3BED+2BATH	1	Yes	Yes
D1	4BED+2BATH	2	Yes	Yes
D2	4BED+2.5BATH	3	Yes	Yes
D4	4BED+4.5BATH	1	Yes	Yes
		44 Apmts	77%	66%

BADS Compliance Apartment Type D4

Apartment Type	D17 Accessibility	D26 Functional Layout	D29 Cross Ventalation	D21 Internal Storage	D21 Carpark Storage	D27 Room Depth	D20 Balconies
TYPE D4	Yes	Yes	Yes	91.37 m³	No	2700 mm	Yes

AMENDMENTS TO ENDORSEMENT PLANS:

A. APARTMENT LAYOUTS AMENDED.

DATE	REVISION No.	REASON FOR ISSUE	DRAWN BY
20.02.2020	-	S87A VCAT ISSUE	JK
09.04.2020	B	S87A VCAT ISSUE	HQ
10.09.2020	D	AGREEMENT PLANS	RK
20.04.2022	A	ISSUE FOR TP AMENDMENT	PK
19.05.2022	B	ISSUE FOR TP AMENDMENT	PK

DATE	REVISION No.	REASON FOR ISSUE	DRAWN BY

Note : The drawings are to be viewed with regard to the scale at which the document has been issued and for the specific purpose of the issue. The information contained within is considered to be correct at the time of documentation.
As an uncontrolled document, Elenberg Fraser accepts no responsibility for alterations by persons once issued.
By accepting and utilizing any drawings or other data or any form of electronic media generated and provided by Elenberg Fraser the Client agrees not to use these drawings and data, in whole or in part, for any purpose or project other than the project which is the subject of this agreement.
The Client agrees to waive all claims against Elenberg Fraser resulting in any way or from any unauthorised changes or reuse of the drawings and data for any other project by anyone other than Elenberg Fraser.
In addition, the client agrees, to the fullest extent permitted by the law, to indemnify and hold Elenberg Fraser harmless from any damage, liability, or cost, including reasonable lawyer's fees and costs of defence, arising from any changes made by anyone other that Elenberg Fraser or from any reuse of the drawings and data without prior written consent of Elenberg Fraser.
By accepting and utilizing any drawings or other data on any form of electronic media generated and provided by Elenberg Fraser, the Client covenants and agrees that all such drawings and data are instruments of service of Elenberg Fraser, who shall be deemed the author of the drawings and data and shall retain all common law, statutory law and other rights, including copyrights and intellectual property.

SCALE@A1 **1:50 @ A1 1:100 @ 1:100**

PRELIMINARY
NOT FOR CONSTRUCTION

Figured dimensions take precedence to scale readings. Verify all dimensions on site.
Report any discrepancies to the Architect for decision before proceeding with the work.

Copyright ©

ELENBERG FRASER
LEVEL 3, 160 QUEEN STREET MELBOURNE VICTORIA 3000
AUSTRALIA
TEL +61 3 9600 2260 FAX +61 3 9600 2266
MAIL@E-F.COM.AU WWW.E-F.COM.AU
ABN 97 556 188 726

Project Title
28-32 ALBERT ROAD
SOUTH MELBOURNE

Client
DCF

Drawing Title
APARTMENT DESIGN GUIDELINES FOR VICTORIA
APARTMENT TYPE SHEET 10

Project Number **17016**
Drawing Number **A2509**
Drawing Status **TP**
Revision **B**

May 31, 2022 – 12:32pm

STANDARD D17 - COMPLIANT
DOOR DESIGN / OPENING
• A CLEAR 1540MM WIDE DOOR OPENING • A SLIDE DOOR
CIRCULATION AREA
• A CLEAR CIRCULATION AREA OF 1.2M X 1.2M • LOCATED IN FRONT OF THE SHOWER AND TOILET • CLEAR OF TOILET, BASIN AND THE DOOR
PATH TO CIRCULATION AREA
• A CLEAR OF 900MM MIN WIDTH FROM THE DOOR TO THE CIRCULATION AREA
SHOWER
• A HOBLESS (STEP-FREE) SHOWER

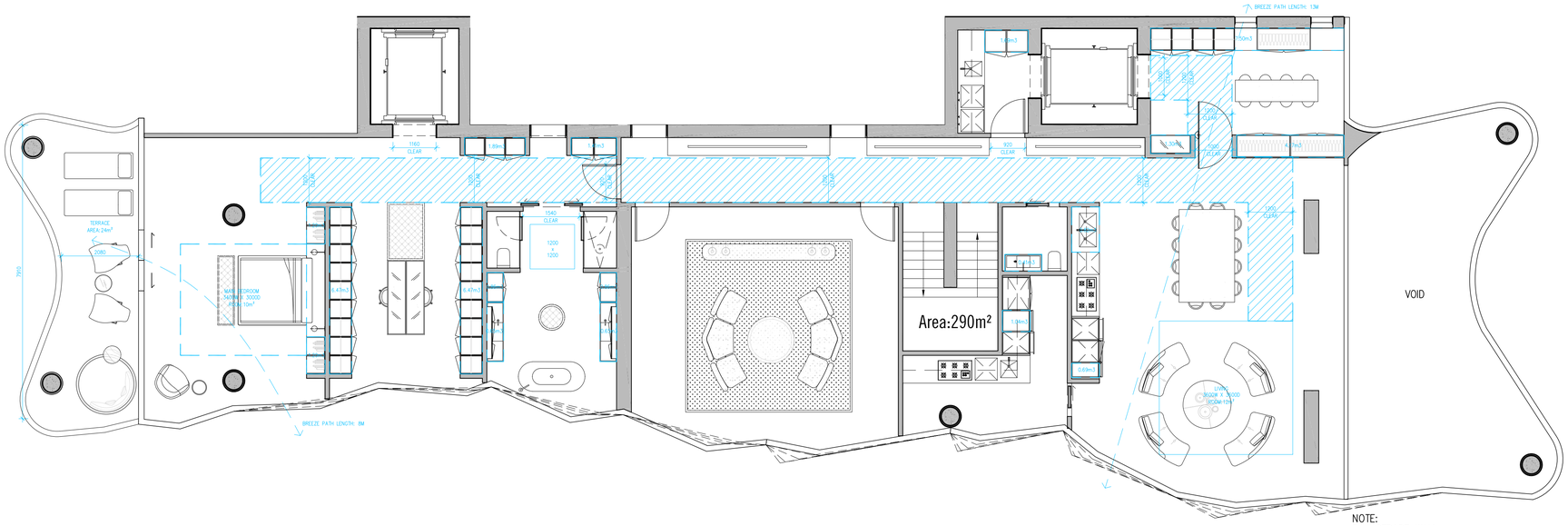

D4
–

4BED + 4.5BATH + WINE TASTING ROOM – ACCESSIBLE 2/2
1:50@A1

LEVEL 24–25
1 APARTMENT – PENTHOUSE

Apmt Type	Configuration	Apmt No.	Accessible (D17)	Cross Vent (D29)
A1	1BED+1BATH	5	No	No
A2	1BED+1BATH+1STUDY	1	No	Yes
A3	1BED+1BATH	10	Yes	No
B1	2BED+2BATH	4	No	Yes
C1	3BED+2.5BATH	10	Yes	Yes
C2	3BED+2BATH	6	Yes	Yes
C3	3BED+2BATH	1	Yes	Yes
C4	3BED+2BATH	1	Yes	Yes
D1	4BED+2BATH	2	Yes	Yes
D2	4BED+2.5BATH	3	Yes	Yes
D4	4BED+4.5BATH	1	Yes	Yes
		44 Apmts	77%	66%

BADS Compliance Apartment Type D4

Apartment Type	D17 Accessibility	D26 Functional Layout	D29 Cross Ventalation	D21 Internal Storage	D21 Carpark Storage	D27 Room Depth	D20 Balconies
TYPE D4	Yes	Yes	Yes	91.37 m³	No	2700 mm	Yes

AMENDMENTS TO ENDORSEMENT PLANS:

A. APARTMENT LAYOUTS AMENDED.

DATE	REVISION No.	REASON FOR ISSUE	DRAWN BY
20.02.2020	-	S87A VCAT ISSUE	JK
09.04.2020	B	S87A VCAT ISSUE	HQ
10.09.2020	D	AGREEMENT PLANS	RK
20.04.2022	E	ISSUED FOR TP AMENDMENT	PK

DATE	REVISION No.	REASON FOR ISSUE	DRAWN BY

Note : The drawings are to be viewed with regard to the scale at which the document has been issued and for the specific purpose of the issue. The information contained within is considered to be correct at the time of documentation.
As an uncontrolled document, Elenberg Fraser accepts no responsibility for alterations by persons once issued.
By accepting and utilizing any drawings or other data or any form of electronic media generated and provided by Elenberg Fraser the Client agrees not to use these drawings and data, in whole or in part, for any purpose or project other than the project which is the subject of this agreement.
The Client agrees to waive all claims against Elenberg Fraser resulting in any way or from any unauthorised changes or reuse of the drawings and data for any other project by anyone other than Elenberg Fraser.
In addition, the client agrees, to the fullest extent permitted by the law, to indemnify and hold Elenberg Fraser harmless from any damage, liability, or cost, including reasonable lawyer's fees and costs of defence, arising from any changes made by anyone other that Elenberg Fraser or from any reuse of the drawings and data without prior written consent of Elenberg Fraser.
By accepting and utilizing any drawings or other data on any form of electronic media generated and provided by Elenberg Fraser, the Client covenants and agrees that all such drawings and data are instruments of service of Elenberg Fraser, who shall be deemed the author of the drawings and data and shall retain all common law, statutory law and other rights, including copyrights and intellectual property.

SCALE@A1 1:50 @ A1 1:100 @ A3

PRELIMINARY
NOT FOR CONSTRUCTION

Figured dimensions take precedence to scale readings. Verify all dimensions on site.
Report any discrepancies to the Architect for decision before proceeding with the work.

Copyright ©

ELENBERG FRASER
LEVEL 3, 160 QUEEN STREET MELBOURNE VICTORIA 3000
AUSTRALIA
TEL +61 3 9600 2260 FAX +61 3 9600 2266
MAIL@E-F.COM.AU WWW.E-F.COM.AU
ABN 97 556 188 726

Project Title
28-32 ALBERT ROAD
SOUTH MELBOURNE

Client
DCF

Drawing Title
APARTMENT DESIGN GUIDELINES FOR VICTORIA
APARTMENT TYPE SHEET 11

Project Number
17016

Drawing Number
A2510

Drawing Status
TP

Revision
E

May 31, 2022 – 12:32pm

A

CODE	DESCRIPTION
BAL-01	BALUSTRADE: GREEN (LIGHT) LOW-E COATING - REFLECTIVE FINISH
CONC-01	EXPOSED AGGREGATE POLISHED FINISH - GREY
CONC-02	EXPOSED AGGREGATE POLISHED FINISH - GREEN
CONC-03	CONCRETE PRECAST - GREY
GL-01	GLAZING - GREEN (LIGHT) DGU LOW-E COATING
GL-01A	SPANDREL GLAZING - GREEN (LIGHT) DGU LOW-E COATING
GL-02	GLAZING - ACID ETCHED LOW-E COATING
GL-03	GLAZING - CLEAR DGU
GRC-01	CONCRETE - GREY
LVR-01	BRONZE POWDERCOATED ALUMINIUM LOUVRES
TPD-01	BRONZE POWDERCOATED MESH OPERABLE SCREEN

NOTE: GLAZING MATERIALS USED ON ALL EXTERNAL WALLS ARE AS PER SPECIFIED IN ACOUSTIC REPORT, AND MUST BE OF A TYPE THAT DOES NOT REFLECT MORE THAN 19% OF VISIBLE LIGHT, WHEN MEASURED AT AN ANGLE OF 90 DEGREES TO THE GLASS SURFACE







AMENDMENTS TO ENDORSEMENT PLANS:

A. MATERIAL SCHEDULE UPDATED

DATE	REVISION No.	REASON FOR ISSUE	DRAWN BY
28.02.2022	-	ISSUED FOR TP ENDORSEMENT	PK
20.04.2022	A	ISSUED FOR TP AMENDMENT	PK

DATE	REVISION No.	REASON FOR ISSUE	DRAWN BY

Note : The drawings are to be viewed with regard to the scale at which the document has been issued and for the specific purpose of the issue. The information contained within is considered to be correct at the time of documentation.
As an uncontrolled document, Elenberg Fraser accepts no responsibility for alterations by persons once issued.
By accepting and utilizing any drawings or other data or any form of electronic media generated and provided by Elenberg Fraser the Client agrees not to use these drawings and data, in whole or in part, for any purpose or project other than the project which is the subject of this agreement.
The Client agrees to waive all claims against Elenberg Fraser resulting in any way or from any unauthorised changes or reuse of the drawings and data for any other project by anyone other than Elenberg Fraser.
In addition, the client agrees, to the fullest extent permitted by the law, to indemnify and hold Elenberg Fraser harmless from any damage, liability, or cost, including reasonable lawyer's fees and costs of defence, arising from any changes made by anyone other that Elenberg Fraser or from any reuse of the drawings and data without prior written consent of Elenberg Fraser.
By accepting and utilizing any drawings or other data on any form of electronic media generated and provided by Elenberg Fraser, the Client covenants and agrees that all such drawings and data are instruments of service of Elenberg Fraser, who shall be deemed the author of the drawings and data and shall retain all common law, statutory law and other rights, including copyrights and Intellectual property.

SCALE@A1 NTS

PRELIMINARY
NOT FOR CONSTRUCTION

Figured dimensions take precedence to scale readings. Verify all dimensions on site.
Report any discrepancies to the Architect for decision before proceeding with the work.

Copyright©

ELENBERG FRASER
LEVEL 3, 160 QUEEN STREET MELBOURNE VICTORIA 3000
AUSTRALIA
TEL +61 3 9600 2260 FAX +61 3 9600 2266
MAIL@E-F.COM.AU WWW.E-F.COM.AU
ABN 97 556 188 726

Project Title
28-32 ALBERT ROAD
SOUTH MELBOURNE

Client
DCF

Drawing Title
FINISHES SCHEDULE

Project Number
17016

Drawing Number
A4000

Drawing Status
TP

Revision
A

May 27, 2022 - 2:40pm