PORT PHILLIP PLANNING DEPARTMENT Date Received: 09/04/2018

City of Port Phillip
Advertised Plan 16 of 32

NO. 24 ALBERT ROAD
MULTI-STOREY OFFICE BUILDING

TYPE D.01
4BED+3.5BATH
NSA: 392M²
BALCONY: 42M²

APPROVED PERMIT OUTLINE

AHD 61.600

R1 GOODS LIFT
R2
WATER
GAS
KITCH. EXT.
STAIR RELIEF
VRF
TOILET EXT
ELEC.
COMMS

LANEWAY

TITLE BOUNDARY

DIM FROM ENDORSED PLANS

9M SETBACK

4.5m TITLE BOUNDARY SETBACK

TITLE BOUNDARY TO 34-38 ALBERT RD

ALBERT ROAD

NO. 34-38 ALBERT ROAD
MULTI-STOREY APARTMENT BUILDING
(LEVEL 24 SHOWN)

No. 40 ALBERT ROAD
5 STOREY OFFICE BUILDING

TERRACE 24.02
APARTMENT 24.02
TERRACE 24.03
APARTMENT 24.04
TERRACE 24.04
APARTMENT 24.05
APARTMENT 24.06
APARTMENT 8.01
APARTMENT 5.05

HABITABLE WINDOW
NON-HABITABLE WINDOW
NON-TRAFFICABLE TERRACE
TRANSLUCENT WINDOW
HABITABLE ROOM WINDOW
HABIT-ABLE WINDOW
KITCHEN
LIVING
BED
BATH
TERRACE

ENDORSED

DATE	REVISION No.	REASON FOR ISSUE	DRAWN BY
11.05.2017	-	ISSUED FOR PRE-APPLICATION MEETING	NA
22.05.2017	A	ISSUED FOR DESIGN FREEZE	NA
08.06.2017	B	ISSUED FOR TOWN PLANNING	NA

DATE	REVISION No.	REASON FOR ISSUE	DRAWN BY

Note : The drawings are to be viewed with regard to the scale at which the document has been issued and for the specific purpose of the Issue. The information contained within is considered to be correct at the time of documentation.
As an uncontrolled document, Elenberg Fraser accepts no responsibility for alterations by persons once issued.
By accepting and utilising any drawings or other data or any form of electronic media generated and provided by Elenberg Fraser the Client agrees not to use these drawings and data, in whole or in part, for any purpose or project other than the project which is the subject of this agreement.
The Client agrees to waive all claims against Elenberg Fraser resulting in any way or from any unauthorised changes or reuse of the drawings and data for any other project by anyone other than Elenberg Fraser.
In addition, the client agrees, to the fullest extent permitted by the law, to indemnify and hold Elenberg Fraser harmless from any damage, liability, or cost, including reasonable lawyer's fees and costs of defence, arising from any changes made by anyone other that Elenberg Fraser or from any reuse of the drawings and data without prior written consent of Elenberg Fraser.
By accepting and utilising any drawings or other data on any form of electronic media generated and provided by Elenberg Fraser, the Client covenants and agrees that all such drawings and data are instruments of service of Elenberg Fraser, who shall be deemed the author of the drawings and data and shall retain all common law, statutory law and other rights, including copyrights and intellectual property.

SCALE@A1 1:100 @ A1

PRELIMINARY
NOT FOR CONSTRUCTION

Figured dimensions take precedence to scale readings. Verify all dimensions on site. Report any discrepancies to the Architect for decision before proceeding with the work.

Copyright ©

ELENBERG FRASER
LEVEL 3, 160 QUEEN STREET MELBOURNE VICTORIA 3000 AUSTRALIA
TEL +61 3 9600 2260 FAX +61 3 9600 2266
MAIL@E-F.COM.AU WWW.E-F.COM.AU
ABN 97 556 188 726

Project Title
28-32 ALBERT ROAD SOUTH MELBOURNE

Client
LINTIME P/L

Drawing Title
LEVEL L24_PENTHOUSE GENERAL ARRANGEMENT PLAN

Project Number	Drawing Number
17016	A524_A
Drawing Status	Revision
TP	B

Feb 26, 2018 - 10:18am

PORT PHILLIP PLANNING DEPARTMENT Date Received: 09/04/2018

City of Port Phillip
Advertised Plan 17 of 32

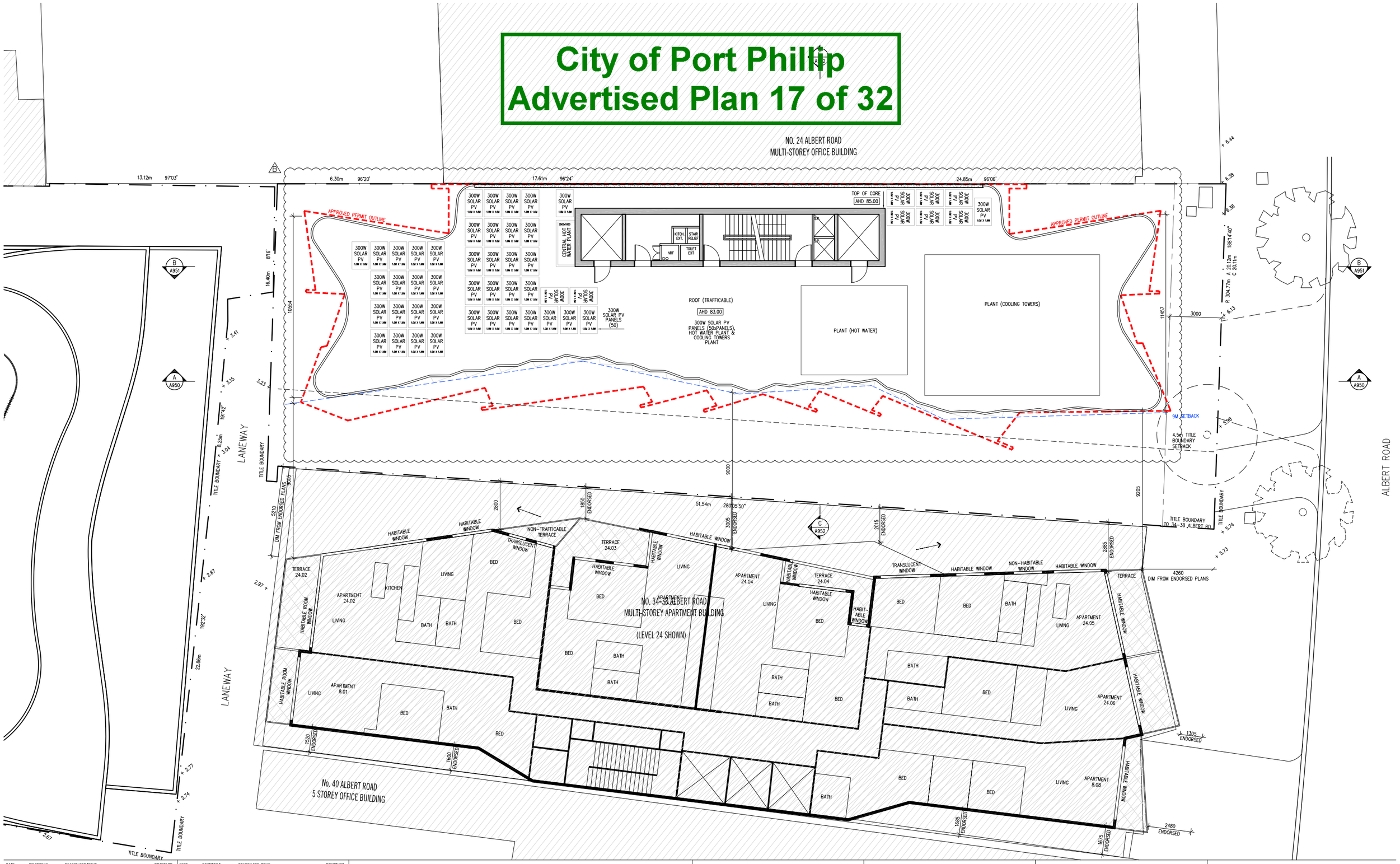

DATE	REVISION No.	REASON FOR ISSUE	DRAWN BY
11.05.2017	-	ISSUED FOR PRE-APPLICATION MEETING	NA
22.05.2017	A	ISSUED FOR DESIGN FREEZE	NA
14.02.2018	B	ISSUED FOR TP RFI	LN

DATE	REVISION No.	REASON FOR ISSUE	DRAWN BY

Note : The drawings are to be viewed with regard to the scale at which the document has been issued and for the specific purpose of the issue. The information contained within is considered to be correct at the time of documentation.
As an uncontrolled document, Elenberg Fraser accepts no responsibility for alterations by persons once issued.
By accepting and utilizing any drawings or other data or any form of electronic media generated and provided by Elenberg Fraser the Client agrees not to use these drawings and data, in whole or in part, for any purpose or project other than the project which is the subject of this agreement.
The Client agrees to waive all claims against Elenberg Fraser resulting in any way or from any unauthorised changes or reuse of the drawings and data for any other project by anyone other than Elenberg Fraser.
In addition, the client agrees, to the fullest extent permitted by the law, to indemnify and hold Elenberg Fraser harmless from any damage, liability, or cost, including reasonable lawyer's fees and costs of defence, arising from any changes made by anyone other that Elenberg Fraser or from any reuse of the drawings and data without prior written consent of Elenberg Fraser.
By accepting and utilizing any drawings or other data on any form of electronic media generated and provided by Elenberg Fraser, the Client covenants and agrees that all such drawings and data are instruments of service of Elenberg Fraser, who shall be deemed the author of the drawings and data and shall retain all common law, statutory law and other rights, including copyrights and intellectual property.

SCALE@A1 1:100 @ A1
PRELIMINARY
NOT FOR CONSTRUCTION
Figured dimensions take precedence to scale readings. Verify all dimensions on site.
Report any discrepancies to the Architect for decision before proceeding with the work.
Copyright ©

ELENBERG FRASER
LEVEL 3, 160 QUEEN STREET MELBOURNE VICTORIA 3000
AUSTRALIA
TEL +61 3 9600 2260 FAX +61 3 9600 2266
MAIL@E-F.COM.AU WWW.E-F.COM.AU
ABN 97 556 188 726

Project Title
28-32 ALBERT ROAD
SOUTH MELBOURNE

Client
LINTIME P/L

Drawing Title
LEVEL L25_ROOF
GENERAL ARRANGEMENT PLAN

Project Number
17016

Drawing Number
A525_A

Drawing Status
TP

Revision
B

Feb 26, 2018 - 10:04am

PORT PHILLIP PLANNING DEPARTMENT Date Received: 09/04/2018

City of Port Phillip
Advertised Plan 18 of 32

FINISHES LEGEND

CODE	DESCRIPTION
BAL-01	BALUSTRADE TYPE 01: GREEN (LIGHT) LOW-E COATING – REFLECTIVE
CONC-01	CONCRETE PRECAST: EXPOSED AGGREGATE POLISHED FINISH – GREY
CONC-02	CONCRETE PRECAST: EXPOSED AGGREGATE POLISHED FINISH – GREEN
CONC-03	CONCRETE PRECAST – GREY
GL-01	GLAZING TYPE 01: GREEN (LIGHT) DGU LOW-E COATING – REFLECTIVE
GL-02	GLAZING TYPE 02: AS PER GL-03 WITH VERTICAL FINS FIXED WITHIN THE DGU
GL-03	GLAZING TYPE 03: CLEAR
GL-04	AS PER GL-01 WITH SOLID BACK PAN
GALV-01	METAL PANEL TYPE 01: SILVER FINISH GALVANISED STAINLESS STEEL
LED	STRIP LIGHTING

GL-01 GL-02 GL-03 GL-04 OPERABLE WINDOW



DATE	REVISION No.	REASON FOR ISSUE	DRAWN BY
22.05.2017	–	ISSUED FOR DESIGN FREEZE	WA
06.07.2017	A	ISSUED FOR TOWN PLANNING	WA
22.08.2017	B	ISSUED FOR TOWN PLANNING	WA
06.11.2017	C	ISSUED FOR TOWN PLANNING	WA
14.02.2018	D	ISSUED FOR TP RFI	LR

DATE	REVISION No.	REASON FOR ISSUE	DRAWN BY

Note : The drawings are to be viewed with regard to the scale at which the document has been issued and for the specific purpose of the Issue. The information contained within is considered to be correct at the time of documentation.
As an uncontrolled document, Elenberg Fraser accepts no responsibility for alterations by persons once issued.
By accepting and utilising any drawings or other data or any form of electronic media generated and provided by Elenberg Fraser the Client agrees not to use these drawings and data, in whole or in part, for any purpose or project other than the project which is the subject of this agreement.
The Client agrees to waive all claims against Elenberg Fraser resulting in any way or from any unauthorised changes or reuse of the drawings and data for any other project by anyone other than Elenberg Fraser.
In addition, the client agrees, to the fullest extent permitted by the law, to indemnify and hold Elenberg Fraser harmless from any damage, liability, or cost, including reasonable lawyer's fees and costs of defence, arising from any changes made by anyone other that Elenberg Fraser or from any reuse of the drawings and data without prior written consent of Elenberg Fraser.
By accepting and utilising any drawings or other data on any form of electronic media generated and provided by Elenberg Fraser, the Client covenants and agrees that all such drawings and data are instruments of service of Elenberg Fraser, who shall be deemed the author of the drawings and data and shall retain all common law, statutory law and other rights, including copyrights and intellectual property.

SCALE@A1 1:200 @ A1

PRELIMINARY
NOT FOR CONSTRUCTION

Figured dimensions take precedence to scale readings. Verify all dimensions on site. Report any discrepancies to the Architect for decision before proceeding with the work.

Copyright ©

ELENBERG FRASER
LEVEL 3, 160 QUEEN STREET MELBOURNE VICTORIA 3000 AUSTRALIA
TEL +61 3 9600 2250 FAX +61 3 9600 2266
MAIL@E-F.COM.AU WWW.E-F.COM.AU
ABN 97 556 188 726

Project Title
28-32 ALBERT ROAD SOUTH MELBOURNE

Client
LINTIME P/L

Drawing Title
ELEVATION - EAST

Project Number
17016

Drawing Number
A900_A

Drawing Status
TP

Revision
D

Feb 26, 2018 – 10:08am

PORT PHILLIP PLANNING DEPARTMENT Date Received: 09/04/2018

City of Port Phillip
Advertised Plan 19 of 32

FINISHES LEGEND

CODE	DESCRIPTION
BAL-01	BALUSTRADE TYPE 01: GREEN (LIGHT) LOW-E COATING – REFLECTIVE
CONC-01	CONCRETE PRECAST: EXPOSED AGGREGATE POLISHED FINISH – GREY
CONC-02	CONCRETE PRECAST: EXPOSED AGGREGATE POLISHED FINISH – GREEN
CONC-03	CONCRETE PRECAST – GREY
GL-01	GLAZING TYPE 01: GREEN (LIGHT) DGU LOW-E COATING – REFLECTIVE
GL-02	GLAZING TYPE 02: AS PER GL-03 WITH VERTICAL FINS FIXED WITHIN THE DGU
GL-03	GLAZING TYPE 03: CLEAR
GL-04	AS PER GL-01 WITH SOLID BACK PAN
GALV-01	METAL PANEL TYPE 01: SILVER FINISH GALVANISED STAINLESS STEEL
LED	STRIP LIGHTING

GL-01 | GL-02 | GL-03 | GL-04 | OPERABLE WINDOW



DATE	REVISION No.	REASON FOR ISSUE	DRAWN BY
22.05.2017	-	ISSUED FOR DESIGN FREEZE	BA
06.07.2017	A	ISSUED FOR TOWN PLANNING	BA
22.08.2017	B	ISSUED FOR TOWN PLANNING	BA
06.11.2017	C	ISSUED FOR TOWN PLANNING	BA
14.02.2018	D	ISSUED FOR TP RFI	LN

DATE	REVISION No.	REASON FOR ISSUE	DRAWN BY

Note : The drawings are to be viewed with regard to the scale at which the document has been Issued and for the specific purpose of the Issue. The Information contained within is considered to be correct at the time of documentation.
As an uncontrolled document, Elenberg Fraser accepts no responsibility for alterations by persons once Issued.
By accepting and utilising any drawings or other data or any form of electronic media generated and provided by Elenberg Fraser the Client agrees not to use these drawings and data, in whole or in part, for any purpose or project other than the project which is the subject of this agreement.
The Client agrees to waive all claims against Elenberg Fraser resulting in any way or from any unauthorised changes or reuse of the drawings and data for any other project by anyone other than Elenberg Fraser.
In addition, the client agrees, to the fullest extent permitted by the law, to Indemnify and hold Elenberg Fraser harmless from any damage, liability, or cost, Including reasonable lawyer's fees and costs of defence, arising from any changes made by anyone other that Elenberg Fraser or from any reuse of the drawings and data without prior written consent of Elenberg Fraser.
By accepting and utilising any drawings or other data on any form of electronic media generated and provided by Elenberg Fraser, the Client covenants and agrees that all such drawings and data are Instruments of service of Elenberg Fraser, who shall be deemed the author of the drawings and data and shall retain all common law, statutory law and other rights, including copyrights and Intellectual property.

SCALE@A1 1:200 @ A1

PRELIMINARY
NOT FOR CONSTRUCTION

Figured dimensions take precedence to scale readings. Verify all dimensions on site. Report any discrepancies to the Architect for decision before proceeding with the work.

Copyright©

ELENBERG FRASER
LEVEL 3, 160 QUEEN STREET MELBOURNE VICTORIA 3000
AUSTRALIA
TEL +61 3 9600 2260 FAX +61 3 9600 2266
MAIL@HE-F.COM.AU WWW.E-F.COM.AU
ABN 97 556 188 726

Project Title
28-32 ALBERT ROAD
SOUTH MELBOURNE

Client
LINTIME P/L

Drawing Title
ELEVATION - SOUTH

Project Number **17016**
Drawing Number **A901_A**
Drawing Status **TP**
Revision **D**

Feb 26, 2018 - 10:09am

PORT PHILLIP PLANNING DEPARTMENT Date Received: 09/04/2018

City of Port Phillip
Advertised Plan 20 of 32



FINISHES LEGEND

CODE	DESCRIPTION
BAL-01	BALUSTRADE TYPE 01: GREEN (LIGHT) LOW-E COATING – REFLECTIVE
CONC-01	CONCRETE PRECAST: EXPOSED AGGREGATE POLISHED FINISH – GREY
CONC-02	CONCRETE PRECAST: EXPOSED AGGREGATE POLISHED FINISH – GREEN
CONC-03	CONCRETE PRECAST – GREY
GL-01	GLAZING TYPE 01: GREEN (LIGHT) DGU LOW-E COATING – REFLECTIVE
GL-02	GLAZING TYPE 02: AS PER GL-03 WITH VERTICAL FINS FIXED WITHIN THE DGU
GL-03	GLAZING TYPE 03: CLEAR
GL-04	AS PER GL-01 WITH SOLID BACK PAN
GALV-01	METAL PANEL TYPE 01: SILVER FINISH GALVANISED STAINLESS STEEL
LED	STRIP LIGHTING

GL-01 GL-02 GL-03 GL-04 OPERABLE WINDOW

DATE	REVISION No.	REASON FOR ISSUE	DRAWN BY
22.05.2017	–	ISSUED FOR DESIGN FREEZE	MA
09.07.2017	A	ISSUED FOR TOWN PLANNING	MA
22.08.2017	B	ISSUED FOR TOWN PLANNING	MA
06.11.2017	C	ISSUED FOR TOWN PLANNING	MA
14.02.2018	D	ISSUED FOR TP RFI	LK

DATE	REVISION No.	REASON FOR ISSUE	DRAWN BY

Note : The drawings are to be viewed with regard to the scale at which the document has been issued and for the specific purpose of the Issue. The information contained within is considered to be correct at the time of documentation.
As an uncontrolled document, Elenberg Fraser accepts no responsibility for alterations by persons once Issued,
By accepting and utilising any drawings or other data or any form of electronic media generated and provided by Elenberg Fraser the Client agrees not to use these drawings and data, in whole or in part, for any purpose or project other than the project which is the subject of this agreement.
The Client agrees to waive all claims against Elenberg Fraser resulting in any way or from any unauthorised changes or reuse of the drawings and data for any other project by anyone other than Elenberg Fraser.
In addition, the client agrees, to the fullest extent permitted by the law, to indemnify and hold Elenberg Fraser harmless from any damage, liability, or cost, including reasonable lawyer's fees and costs of defence, arising from any changes made by anyone other that Elenberg Fraser or from any reuse of the drawings and data without prior written consent of Elenberg Fraser,
By accepting and utilising any drawings or other data on any form of electronic media generated and provided by Elenberg Fraser, the Client covenants and agrees that all such drawings and data are instruments of service of Elenberg Fraser, who shall be deemed the author of the drawings and data and shall retain all common law, statutory law and other rights, including copyrights and intellectual property.

SCALE@A1 1:200 @ A1

PRELIMINARY
NOT FOR CONSTRUCTION

Figured dimensions take precedence to scale readings. Verify all dimensions on site.
Report any discrepancies to the Architect for decision before proceeding with the work.

Copyright ©

ELENBERG FRASER
LEVEL 3, 160 QUEEN STREET MELBOURNE VICTORIA 3000
AUSTRALIA
TEL +61 3 9600 2260 FAX +61 3 9600 2266
MAIL@E-F.COM.AU WWW.E-F.COM.AU
ABN 97 556 188 726

Project Title
28-32 ALBERT ROAD
SOUTH MELBOURNE

Client
LINTIME P/L

Drawing Title
ELEVATION - WEST

Project Number: **17016**
Drawing Number: **A902_A**
Drawing Status: **TP**
Revision: **D**

Feb 26, 2018 – 10:09am

PORT PHILLIP PLANNING DEPARTMENT Date Received: 09/04/2018

City of Port Phillip
Advertised Plan 21 of 32

FINISHES LEGEND

CODE	DESCRIPTION
BAL-01	BALUSTRADE TYPE 01: GREEN (LIGHT) LOW-E COATING – REFLECTIVE
CONC-01	CONCRETE PRECAST: EXPOSED AGGREGATE POLISHED FINISH – GREY
CONC-02	CONCRETE PRECAST: EXPOSED AGGREGATE POLISHED FINISH – GREEN
CONC-03	CONCRETE PRECAST – GREY
GL-01	GLAZING TYPE 01: GREEN (LIGHT) DGU LOW-E COATING – REFLECTIVE
GL-02	GLAZING TYPE 02: AS PER GL-03 WITH VERTICAL FINS FIXED WITHIN THE DGU
GL-03	GLAZING TYPE 03: CLEAR
GL-04	AS PER GL-01 WITH SOLID BACK PAN
GALV-01	METAL PANEL TYPE 01: SILVER FINISH GALVANISED STAINLESS STEEL
LED	STRIP LIGHTING

GL-01 | GL-02 | GL-03 | GL-04 | OPERABLE WINDOW

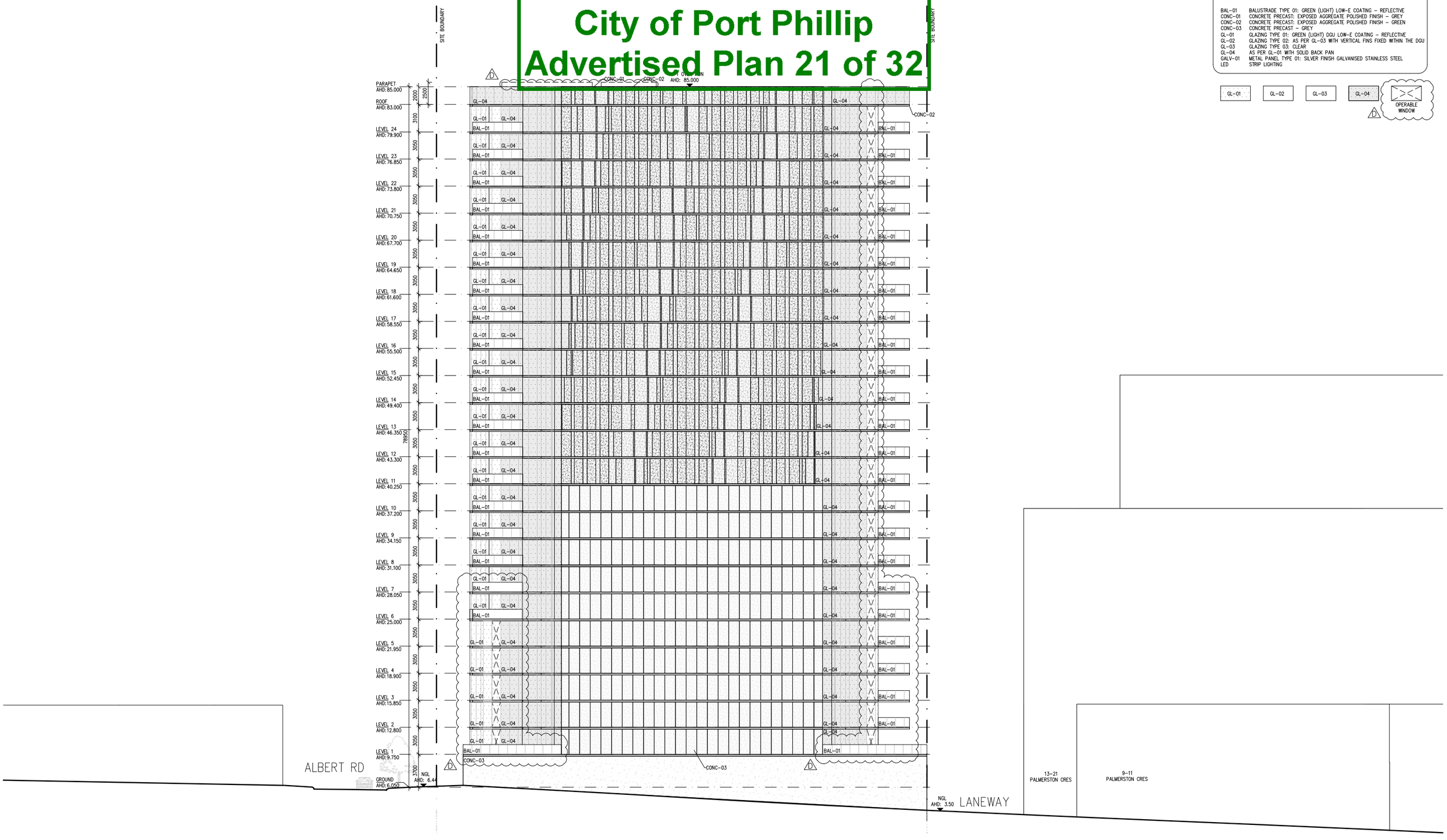

DATE	REVISION No.	REASON FOR ISSUE	DRAWN BY
22.05.2017	-	ISSUED FOR DESIGN FREEZE	BA
06.07.2017	A	ISSUED FOR TOWN PLANNING	BA
22.08.2017	B	ISSUED FOR TOWN PLANNING	BA
06.11.2017	C	ISSUED FOR TOWN PLANNING	BA
14.02.2018	D	ISSUED FOR TP RFI	LN

DATE	REVISION No.	REASON FOR ISSUE	DRAWN BY

Note : The drawings are to be viewed with regard to the scale at which the document has been Issued and for the specific purpose of the Issue. The Information contained within is considered to be correct at the time of documentation.
As an uncontrolled document, Elenberg Fraser accepts no responsibility for alterations by persons once Issued.
By accepting and utilising any drawings or other data or any form of electronic media generated and provided by Elenberg Fraser the Client agrees not to use these drawings and data, in whole or in part, for any purpose or project other than the project which is the subject of this agreement.
The Client agrees to waive all claims against Elenberg Fraser resulting in any way or from any unauthorised changes or reuse of the drawings and data for any other project by anyone other than Elenberg Fraser.
In addition, the client agrees, to the fullest extent permitted by the law, to Indemnify and hold Elenberg Fraser harmless from any damage, liability, or cost, including reasonable lawyer's fees and costs of defence, arising from any changes made by anyone other that Elenberg Fraser or from any reuse of the drawings and data without prior written consent of Elenberg Fraser.
By accepting and utilising any drawings or other data on any form of electronic media generated and provided by Elenberg Fraser, the Client covenants and agrees that all such drawings and data are Instruments of service of Elenberg Fraser, who shall be deemed the author of the drawings and data and shall retain all common law, statutory law and other rights, including copyrights and intellectual property.

SCALE@A1 1:200 @ A1

PRELIMINARY
NOT FOR CONSTRUCTION

Figured dimensions take precedence to scale readings. Verify all dimensions on site. Report any discrepancies to the Architect for decision before proceeding with the work.

Copyright©

ELENBERG FRASER
LEVEL 3, 160 QUEEN STREET MELBOURNE VICTORIA 3000
AUSTRALIA
TEL +61 3 9600 2260 FAX +61 3 9600 2266
MAIL@HE-F.COM.AU WWW.E-F.COM.AU
ABN 97 556 188 726

Project Title
28-32 ALBERT ROAD
SOUTH MELBOURNE

Client
LINTIME P/L

Drawing Title
ELEVATION - NORTH

Project Number **17016**
Drawing Number **A903_A**
Drawing Status **TP**
Revision **D**

Feb 26, 2018 - 10:09am

PORT PHILLIP PLANNING DEPARTMENT Date Received: 09/04/2018

City of Port Phillip
Advertised Plan 22 of 32



DATE	REVISION No.	REASON FOR ISSUE	DRAWN BY
11.05.2017	–	ISSUED FOR PRE-APPLICATION MEETING	NA
22.05.2017	A	ISSUED FOR DESIGN FREEZE	NA
08.06.2017	B	ISSUED FOR TOWN PLANNING	NA
06.11.2017	C	ISSUED FOR TOWN PLANNING	NA
14.02.2018	D	ISSUED FOR TP RFI	LK

DATE	REVISION No.	REASON FOR ISSUE	DRAWN BY

Note : The drawings are to be viewed with regard to the scale at which the document has been issued and for the specific purpose of the Issue. The information contained within is considered to be correct at the time of documentation.
As an uncontrolled document, Elenberg Fraser accepts no responsibility for alterations by persons once issued.
By accepting and utilising any drawings or other data or any form of electronic media generated and provided by Elenberg Fraser the Client agrees not to use these drawings and data, in whole or in part, for any purpose or project other than the project which is the subject of this agreement.
The Client agrees to waive all claims against Elenberg Fraser resulting in any way or from any unauthorised changes or reuse of the drawings and data for any other project by anyone other than Elenberg Fraser.
In addition, the client agrees, to the fullest extent permitted by the law, to indemnify and hold Elenberg Fraser harmless from any damage, liability, or cost, including reasonable lawyer's fees and costs of defence, arising from any changes made by anyone other that Elenberg Fraser or from any reuse of the drawings and data without prior written consent of Elenberg Fraser.
By accepting and utilising any drawings or other data on any form of electronic media generated and provided by Elenberg Fraser, the Client covenants and agrees that all such drawings and data are instruments of service of Elenberg Fraser, who shall be deemed the author of the drawings and data and shall retain all common law, statutory law and other rights, including copyrights and intellectual property.

SCALE@A1 1:200 @ A1

PRELIMINARY
NOT FOR CONSTRUCTION

Figured dimensions take precedence to scale readings. Verify all dimensions on site. Report any discrepancies to the Architect for decision before proceeding with the work.

Copyright ©

ELENBERG FRASER
LEVEL 3, 150 QUEEN STREET MELBOURNE VICTORIA 3000 AUSTRALIA
TEL +61 3 9600 2260 FAX +61 3 9600 2266
MAIL@E-F.COM.AU WWW.E-F.COM.AU
ABN 97 556 188 726

Project Title
28-32 ALBERT ROAD SOUTH MELBOURNE

Client
LINTIME P/L

Drawing Title
SECTION A-A_85M

Project Number
17016

Drawing Number
A950_A

Drawing Status
TP

Revision
D

Feb 26, 2018 - 10:09am

PORT PHILLIP PLANNING DEPARTMENT Date Received: 09/04/2018

City of Port Phillip
Advertised Plan 23 of 32

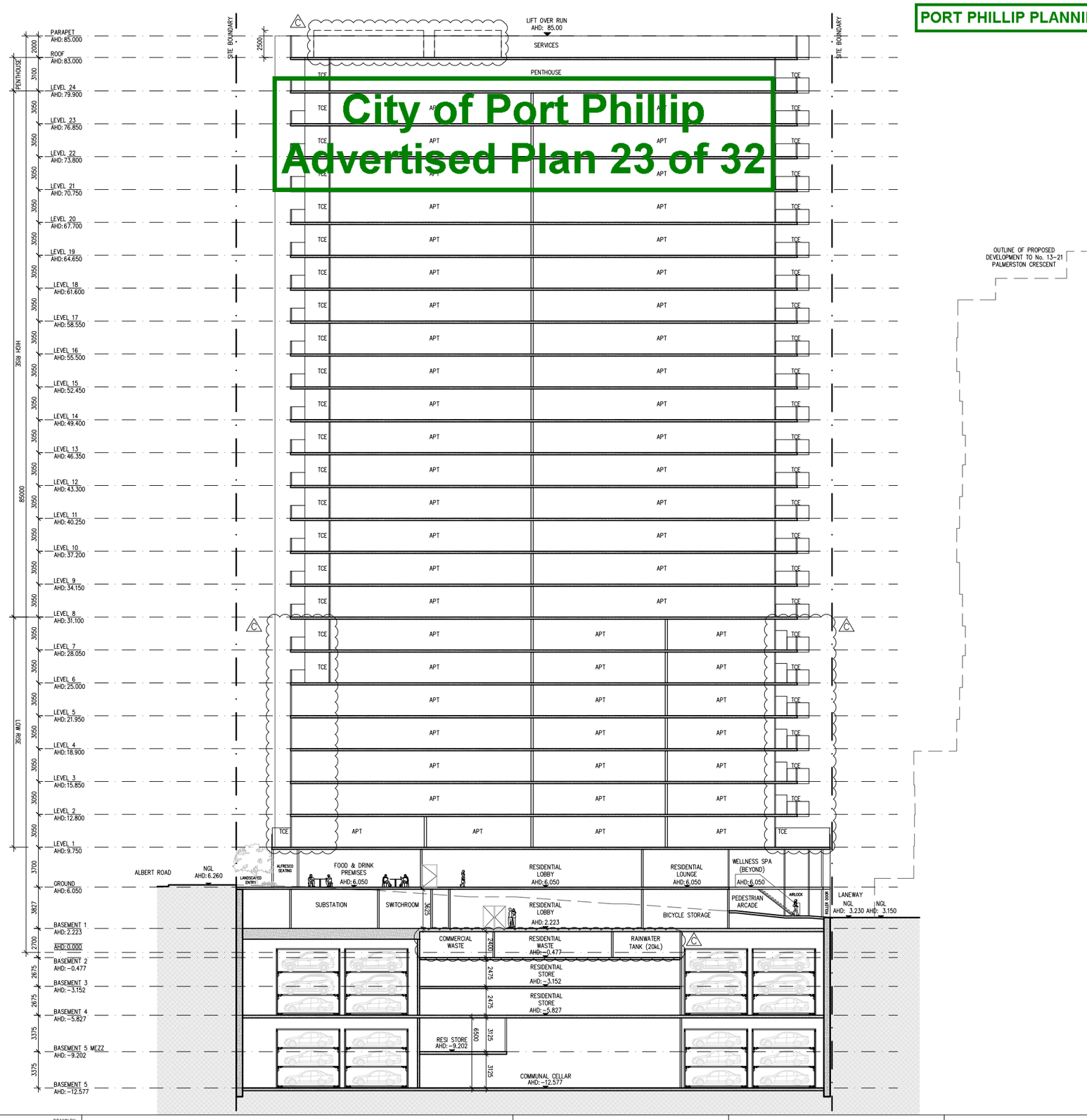

DATE	REVISION No.	REASON FOR ISSUE	DRAWN BY
22.05.2017	-	ISSUED FOR DESIGN FREEZE	RA
08.06.2017	A	ISSUED FOR TOWN PLANNING	RA
06.11.2017	B	ISSUED FOR TOWN PLANNING	RA
14.02.2018	C	ISSUED FOR TP RFI	LN

DATE	REVISION No.	REASON FOR ISSUE	DRAWN BY

Note : The drawings are to be viewed with regard to the scale at which the document has been issued and for the specific purpose of the Issue. The information contained within is considered to be correct at the time of documentation.
As an uncontrolled document, Elenberg Fraser accepts no responsibility for alterations by persons once Issued.
By accepting and utilising any drawings or other data or any form of electronic media generated and provided by Elenberg Fraser the Client agrees not to use these drawings and data, in whole or in part, for any purpose or project other than the project which is the subject of this agreement.
The Client agrees to waive all claims against Elenberg Fraser resulting in any way or from any unauthorised changes or reuse of the drawings and data for any other project by anyone other than Elenberg Fraser.
In addition, the client agrees, to the fullest extent permitted by the law, to indemnify and hold Elenberg Fraser harmless from any damage, liability, or cost, including reasonable lawyer's fees and costs of defence, arising from any changes made by anyone other that Elenberg Fraser or from any reuse of the drawings and data without prior written consent of Elenberg Fraser.
By accepting and utilising any drawings or other data on any form of electronic media generated and provided by Elenberg Fraser, the Client covenants and agrees that all such drawings and data are instruments of service of Elenberg Fraser, who shall be deemed the author of the drawings and data and shall retain all common law, statutory law and other rights, including copyrights and intellectual property.

SCALE@A1 1:200 @ A1

PRELIMINARY
NOT FOR CONSTRUCTION

Figured dimensions take precedence to scale readings. Verify all dimensions on site. Report any discrepancies to the Architect for decision before proceeding with the work.

Copyright ©

ELENBERG FRASER
LEVEL 3, 160 QUEEN STREET MELBOURNE VICTORIA 3000
AUSTRALIA
TEL +61 3 9600 2260 FAX +61 3 9600 2266
MAIL@E-F.COM.AU WWW.E-F.COM.AU
ABN 97 556 188 726

Project Title
28-32 ALBERT ROAD
SOUTH MELBOURNE

Client
LINTIME P/L

Drawing Title
SECTION B-B

Project Number
17016

Drawing Number
A951_A

Drawing Status
TP

Revision
C

Feb 26, 2018 - 10:10am

PORT PHILLIP PLANNING DEPARTMENT Date Received: 09/04/2018

City of Port Phillip
Advertised Plan 25 of 32

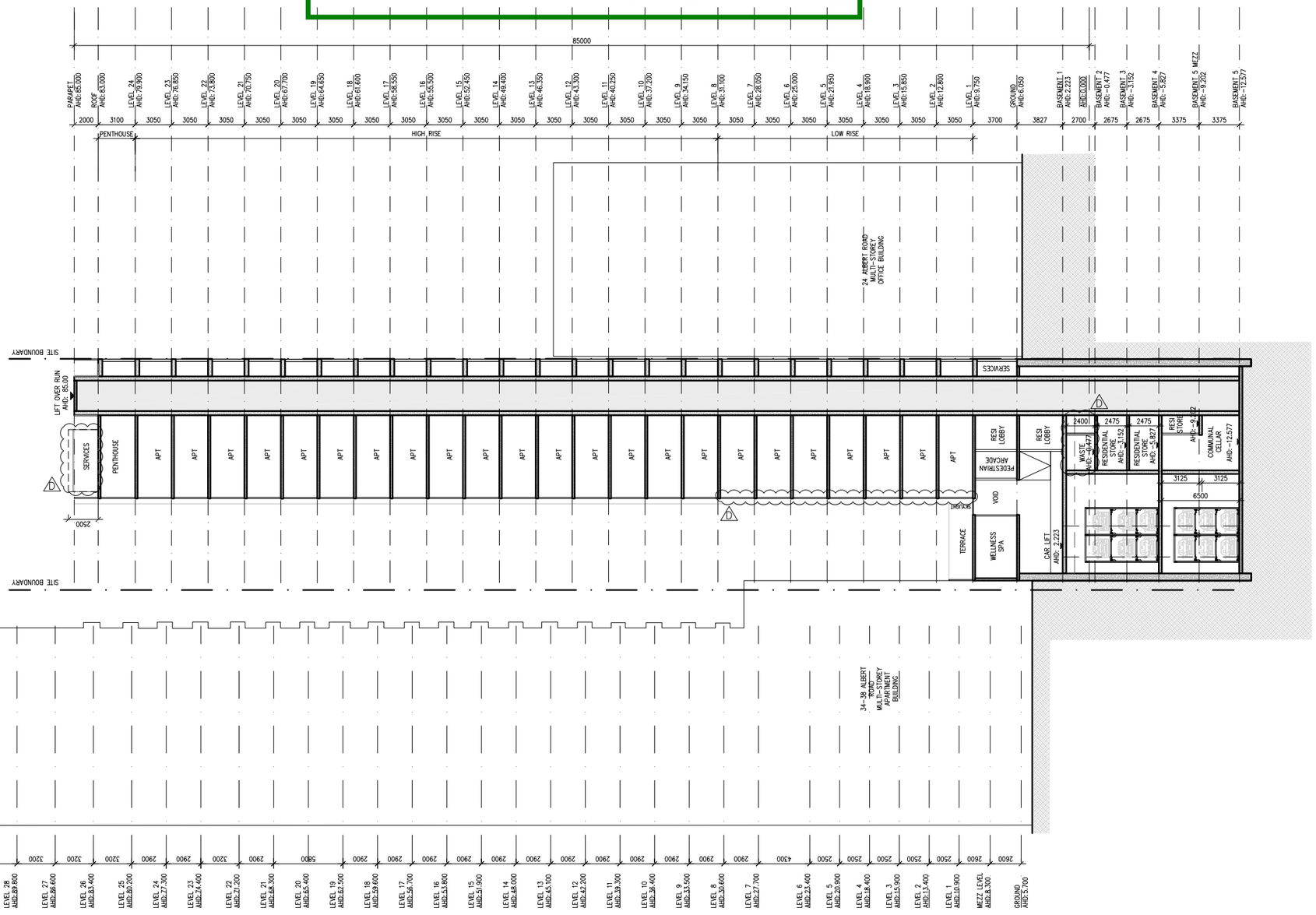

DATE	REVISION No.	REASON FOR ISSUE	DRAWN BY
11.05.2017	–	ISSUED FOR PRE-APPLICATION MEETING	NA
22.05.2017	A	ISSUED FOR DESIGN FREEZE	NA
16.06.2017	B	ISSUED FOR TOWN PLANNING	NA
06.11.2017	C	ISSUED FOR TOWN PLANNING	NA
14.02.2018	D	ISSUED FOR TP RFI	LM

DATE	REVISION No.	REASON FOR ISSUE	DRAWN BY

Note : The drawings are to be viewed with regard to the scale at which the document has been Issued and for the specific purpose of the Issue. The Information contained within is considered to be correct at the time of documentation.
As an uncontrolled document, Elenberg Fraser accepts no responsibility for alterations by persons once Issued.
By accepting and utilising any drawings or other data or any form of electronic media generated and provided by Elenberg Fraser the Client agrees not to use these drawings and data, In whole or In part, for any purpose or project other than the project which Is the subject of this agreement.
The Client agrees to waive all claims against Elenberg Fraser resulting in any way or from any unauthorised changes or reuse of the drawings and data for any other project by anyone other than Elenberg Fraser.
In addition, the client agrees, to the fullest extent permitted by the law, to Indemnify and hold Elenberg Fraser harmless from any damage, liability, or cost, Including reasonable lawyer's fees and costs of defence, arising from any changes made by anyone other that Elenberg Fraser or from any reuse of the drawings and data without prior written consent of Elenberg Fraser.
By accepting and utilising any drawings or other data on any form of electronic media generated and provided by Elenberg Fraser, the Client covenants and agrees that all such drawings and data are Instruments of service of Elenberg Fraser, who shall be deemed the author of the drawings and data and shall retain all common law, statutory law and other rights, including copyrights and Intellectual property.

SCALE@A1 1:200 @ A1

PRELIMINARY
NOT FOR CONSTRUCTION

Figured dimensions take precedence to scale readings. Verify all dimensions on site. Report any discrepancies to the Architect for decision before proceeding with the work.

Copyright ©

ELENBERG FRASER
LEVEL 3, 150 QUEEN STREET MELBOURNE VICTORIA 3000
AUSTRALIA
TEL +61 3 9600 2260 FAX +61 3 9600 2266
MAIL@E-F.COM.AU WWW.E-F.COM.AU
ABN 97 556 188 726

Project Title
28-32 ALBERT ROAD
SOUTH MELBOURNE

Client
LINTIME P/L

Drawing Title
SECTION C-C

Project Number
17016

Drawing Number
A952_A

Drawing Status
TP

Revision
D

Feb 26, 2018 – 10:10am

PORT PHILLIP PLANNING DEPARTMENT Date Received: 09/04/2018

City of Port Phillip
Advertised Plan 26 of 32

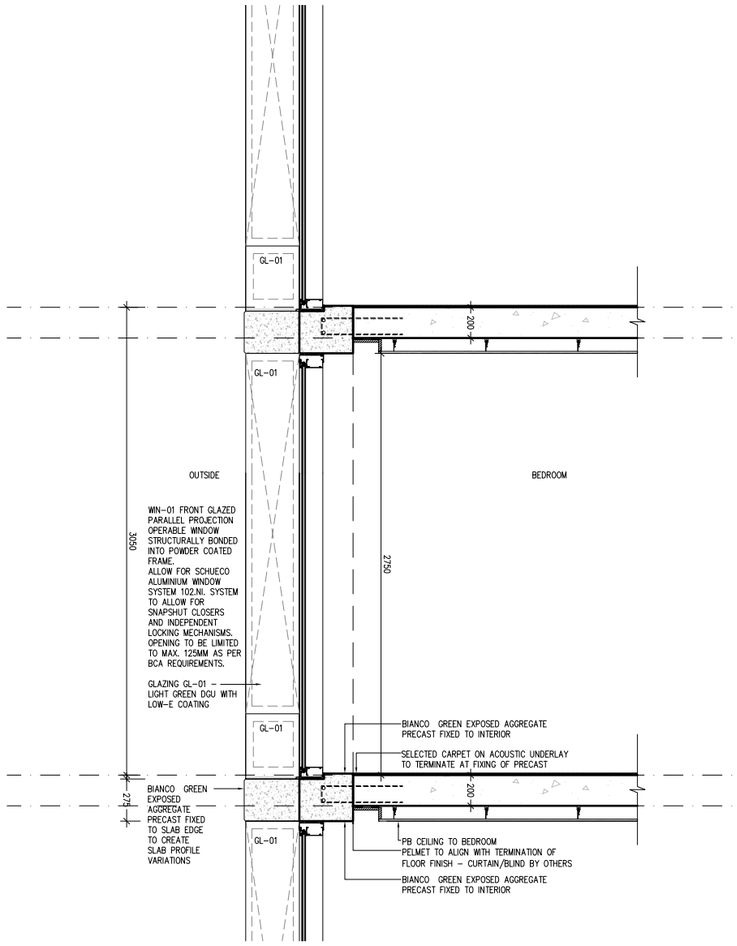

SECTION A
1:20

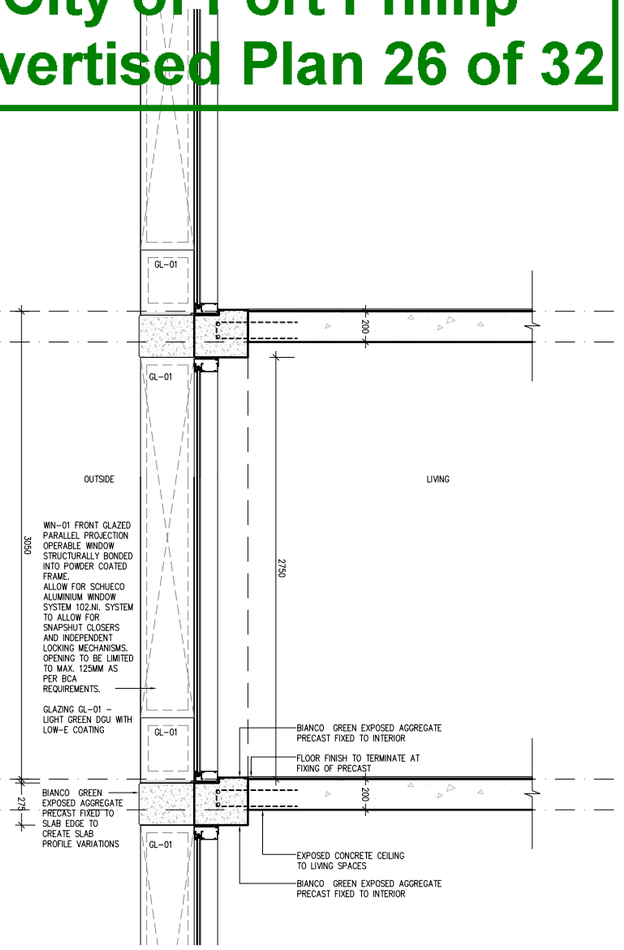

SECTION B
1:20

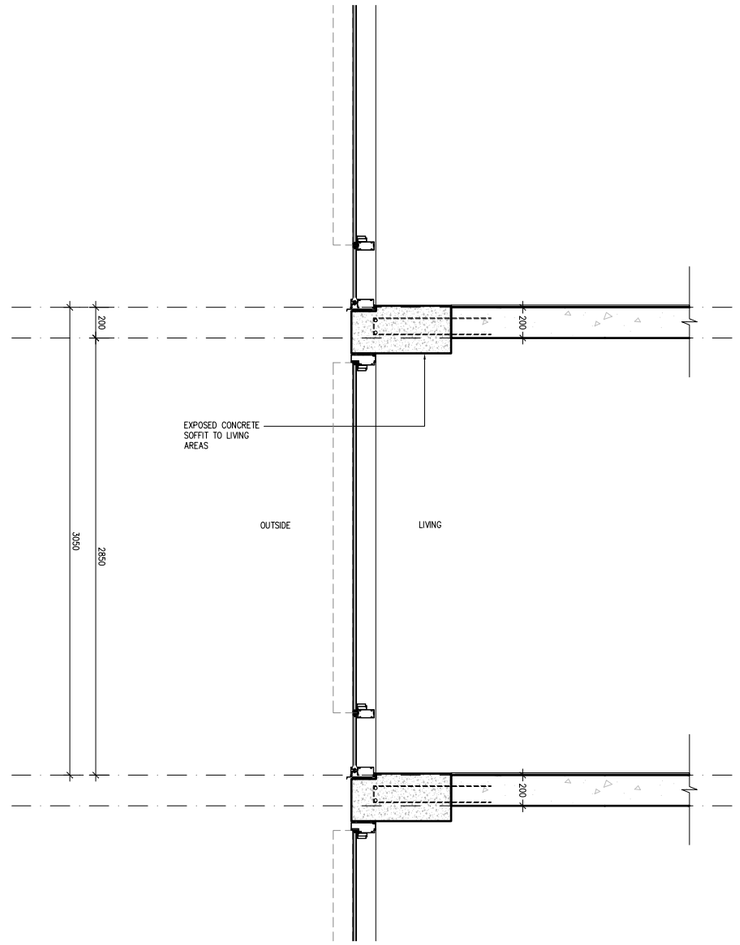

SECTION C
1:20

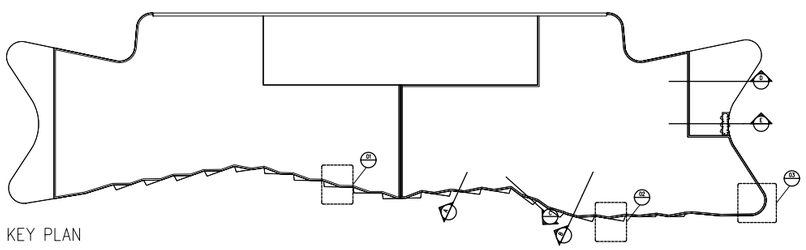

KEY PLAN

DATE	REVISION No.	REASON FOR ISSUE	DRAWN BY
22.05.2017	-	ISSUED FOR TOWN PLANNING	RA
07.07.2017	A	ISSUED FOR TOWN PLANNING	RA

DATE	REVISION No.	REASON FOR ISSUE	DRAWN BY

Note : The drawings are to be viewed with regard to the scale at which the document has been issued and for the specific purpose of the Issue. The information contained within is considered to be correct at the time of documentation.
As an uncontrolled document, Elenberg Fraser accepts no responsibility for alterations by persons once Issued.
By accepting and utilising any drawings or other data or any form of electronic media generated and provided by Elenberg Fraser the Client agrees not to use these drawings and data, in whole or in part, for any purpose or project other than the project which is the subject of this agreement.
The Client agrees to waive all claims against Elenberg Fraser resulting in any way or from any unauthorised changes or reuse of the drawings and data for any other project by anyone other than Elenberg Fraser.
In addition, the client agrees, to the fullest extent permitted by the law, to Indemnify and hold Elenberg Fraser harmless from any damage, liability, or cost, including reasonable lawyer's fees and costs of defence, arising from any changes made by anyone other that Elenberg Fraser or from any reuse of the drawings and data without prior written consent of Elenberg Fraser.
By accepting and utilising any drawings or other data on any form of electronic media generated and provided by Elenberg Fraser, the Client covenants and agrees that all such drawings and data are instruments of service of Elenberg Fraser, who shall be deemed the author of the drawings and data and shall retain all common law, statutory law and other rights, including copyrights and intellectual property.

SCALE@A1 1:20 @ A1

PRELIMINARY
NOT FOR CONSTRUCTION

Figured dimensions take precedence to scale readings. Verify all dimensions on site. Report any discrepancies to the Architect for decision before proceeding with the work.

Copyright©

ELENBERG FRASER
LEVEL 3, 160 QUEEN STREET MELBOURNE VICTORIA 3000
AUSTRALIA
TEL +61 3 9600 2260 FAX +61 3 9600 2266
MAIL@E-F.COM.AU WWW.E-F.COM.AU
ABN 97 556 188 726

Project Title
28-32 ALBERT ROAD
SOUTH MELBOURNE

Client
LINTIME P/L

Drawing Title
ELEMENTAL DETAILS - TOWER 1 OF 2

Project Number
17016

Drawing Number
A1100_A

Drawing Status
TP

Revision
A

Feb 26, 2018 – 10:10am

PORT PHILLIP PLANNING DEPARTMENT Date Received: 09/04/2018

City of Port Phillip
Advertised Plan 27 of 32

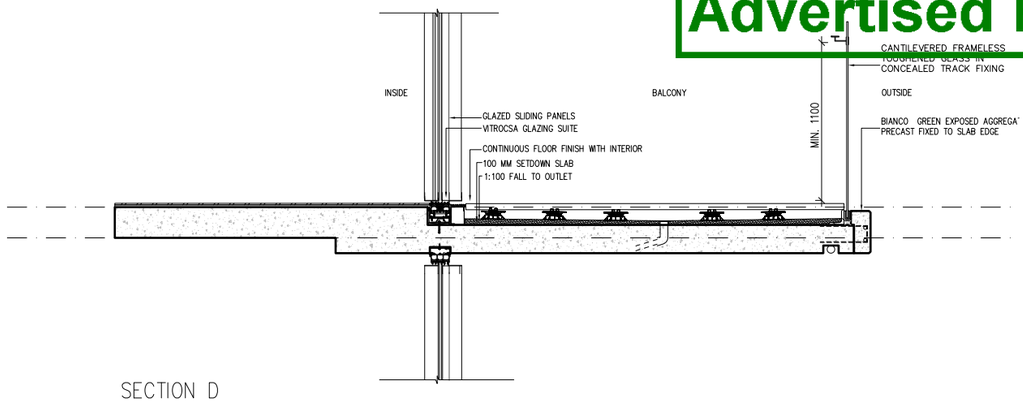

SECTION D
1:20

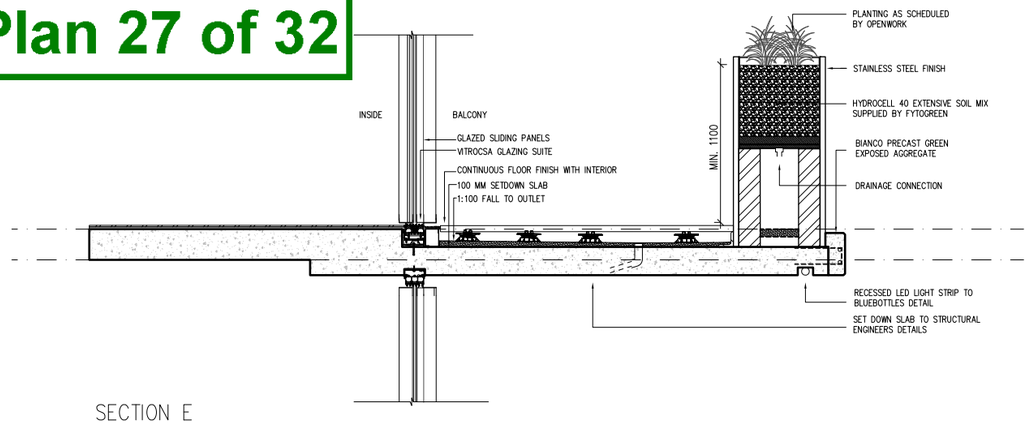

SECTION E
1:20

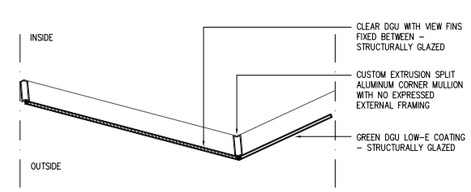

PLAN DETAIL 01
1:10

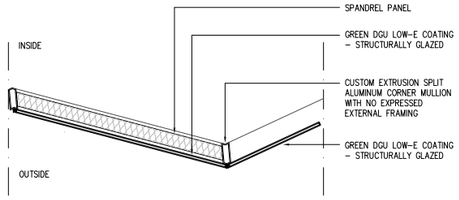

PLAN DETAIL 02
1:10

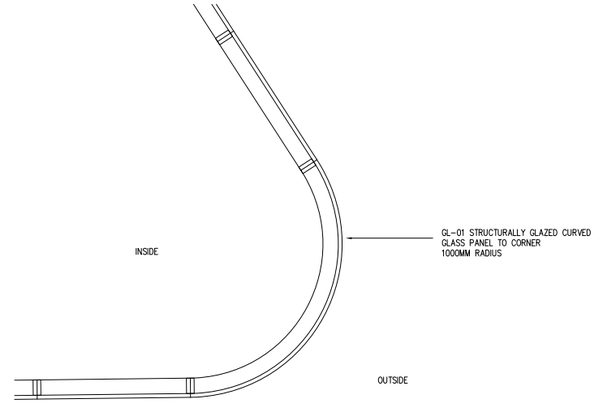

PLAN DETAIL 03
1:20

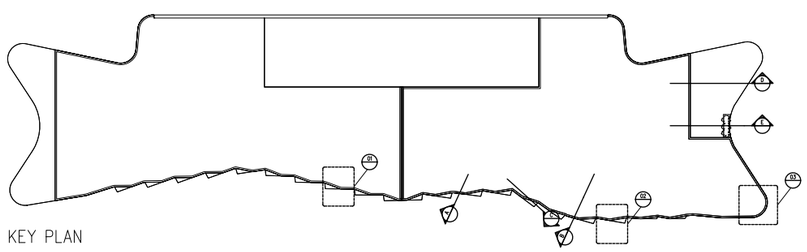

KEY PLAN

DATE	REVISION No.	REASON FOR ISSUE	DRAWN BY
22.05.2017	-	ISSUED FOR TOWN PLANNING	NA
07.07.2017	A	ISSUED FOR TOWN PLANNING	NA

DATE	REVISION No.	REASON FOR ISSUE	DRAWN BY

Note : The drawings are to be viewed with regard to the scale at which the document has been issued and for the specific purpose of the issue. The information contained within is considered to be correct at the time of documentation.
As an uncontrolled document, Elenberg Fraser accepts no responsibility for alterations by persons once issued.
By accepting and utilising any drawings or other data or any form of electronic media generated and provided by Elenberg Fraser the Client agrees not to use these drawings and data, in whole or in part, for any purpose or project other than the project which is the subject of this agreement.
The Client agrees to waive all claims against Elenberg Fraser resulting in any way or from any unauthorised changes or reuse of the drawings and data for any other project by anyone other than Elenberg Fraser.
In addition, the client agrees, to the fullest extent permitted by the law, to indemnify and hold Elenberg Fraser harmless from any damage, liability, or cost, including reasonable lawyer's fees and costs of defence, arising from any changes made by anyone other than Elenberg Fraser or from any reuse of the drawings and data without prior written consent of Elenberg Fraser.
By accepting and utilising any drawings or other data on any form of electronic media generated and provided by Elenberg Fraser, the Client covenants and agrees that all such drawings and data are instruments of service of Elenberg Fraser, who shall be deemed the author of the drawings and data and shall retain all common law, statutory law and other rights, including copyrights and intellectual property.

SCALE@A1 1:20 @ A1

PRELIMINARY
NOT FOR CONSTRUCTION

Figured dimensions take precedence to scale readings. Verify all dimensions on site. Report any discrepancies to the Architect for decision before proceeding with the work.

Copyright©

ELENBERG FRASER
LEVEL 3, 160 QUEEN STREET MELBOURNE VICTORIA 3000
AUSTRALIA
TEL +61 3 9600 2260 FAX +61 3 9600 2266
MAIL@HE-F.COM.AU WWW.E-F.COM.AU
ABN 97 516 188 726

Project Title
28-32 ALBERT ROAD
SOUTH MELBOURNE

Client
LINTIME P/L

Drawing Title
ELEMENTAL DETAILS - TOWER 2 OF 2

Project Number
17016

Drawing Number
A1101_A

Drawing Status
TP

Revision
A

Feb 26, 2018 – 10:10am

PORT PHILLIP PLANNING DEPARTMENT Date Received: 09/04/2018

City of Port Phillip
Advertised Plan 28 of 32

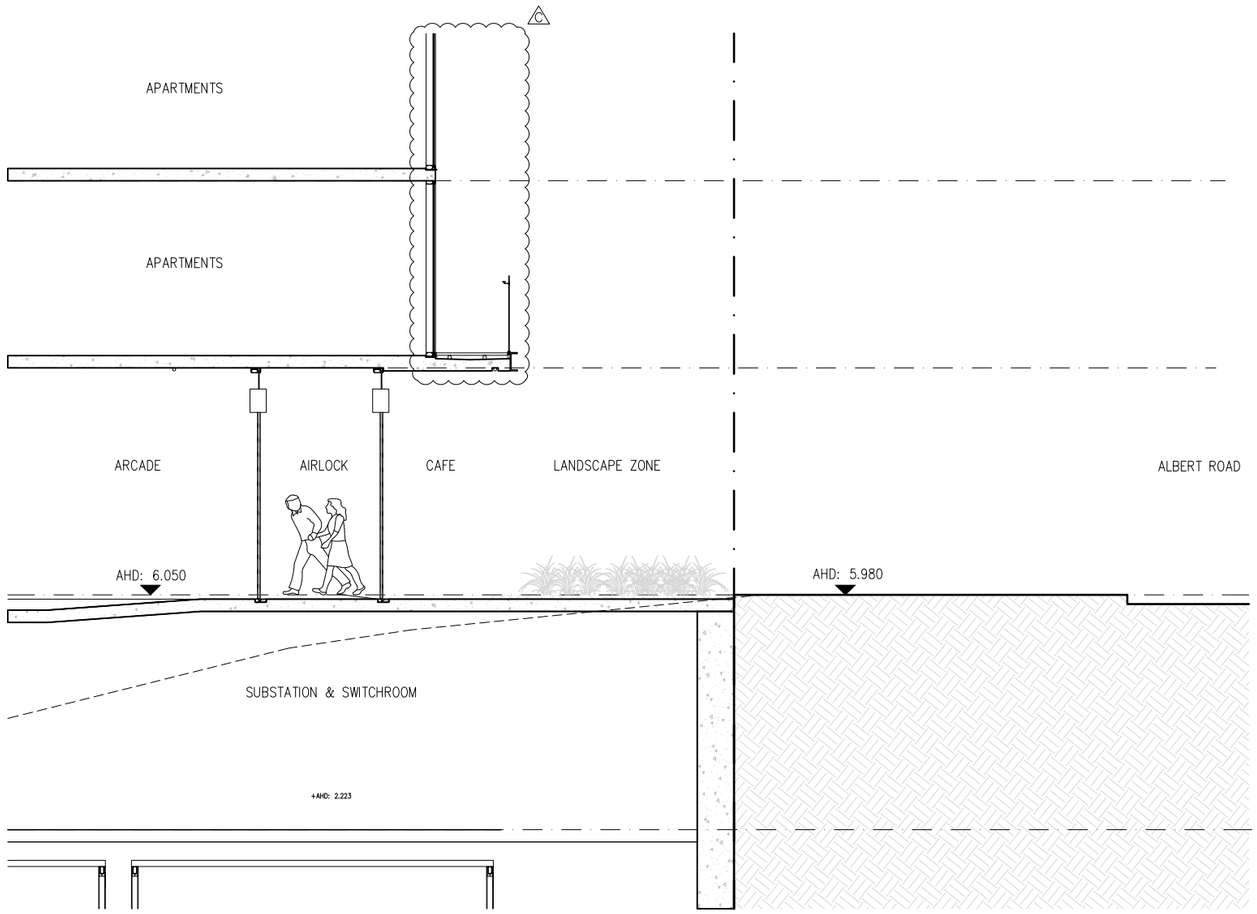

PODIUM SECTION
1:50

DATE	REVISION No.	REASON FOR ISSUE	DRAWN BY
22.05.2017	-	ISSUED FOR TOWN PLANNING	MA
07.07.2017	A	ISSUED FOR TOWN PLANNING	MA
06.11.2017	B	ISSUED FOR TOWN PLANNING	MA
15.02.2018	C	ISSUED FOR TP RFI	LM

DATE	REVISION No.	REASON FOR ISSUE	DRAWN BY

Note : The drawings are to be viewed with regard to the scale at which the document has been Issued and for the specific purpose of the Issue. The Information contained within is considered to be correct at the time of documentation.
As an uncontrolled document, Elenberg Fraser accepts no responsibility for alterations by persons once Issued.
By accepting and utilising any drawings or other data or any form of electronic media generated and provided by Elenberg Fraser the Client agrees not to use these drawings and data, in whole or in part, for any purpose or project other than the project which is the subject of this agreement.
The Client agrees to waive all claims against Elenberg Fraser resulting in any way or from any unauthorised changes or reuse of the drawings and data for any other project by anyone other than Elenberg Fraser.
In addition, the client agrees, to the fullest extent permitted by the law, to Indemnify and hold Elenberg Fraser harmless from any damage, liability, or cost, including reasonable lawyer's fees and costs of defence, arising from any changes made by anyone other that Elenberg Fraser or from any reuse of the drawings and data without prior written consent of Elenberg Fraser.
By accepting and utilising any drawings or other data on any form of electronic media generated and provided by Elenberg Fraser, the Client covenants and agrees that all such drawings and data are instruments of service of Elenberg Fraser, who shall be deemed the author of the drawings and data and shall retain all common law, statutory law and other rights, including copyrights and intellectual property.

SCALE@A1 1:50 @ A1

PRELIMINARY
NOT FOR CONSTRUCTION

Figured dimensions take precedence to scale readings. Verify all dimensions on site.
Report any discrepancies to the Architect for decision before proceeding with the work.

Copyright ©

ELENBERG FRASER
LEVEL 3, 160 QUEEN STREET MELBOURNE VICTORIA 3000
AUSTRALIA
TEL +61 3 9600 2260 FAX +61 3 9600 2266
MAIL@E-F.COM.AU WWW.E-F.COM.AU
ABN 97 556 188 726

Project Title
28-32 ALBERT ROAD
SOUTH MELBOURNE

Client
LINTIME P/L

Drawing Title
PODIUM SECTION DETAIL

Project Number
17016

Drawing Number
A1102_A

Drawing Status
TP

Revision
C

Feb 26, 2018 - 10:11am

PORT PHILLIP PLANNING DEPARTMENT Date Received: 09/04/2018

City of Port Phillip
Advertised Plan 29 of 32

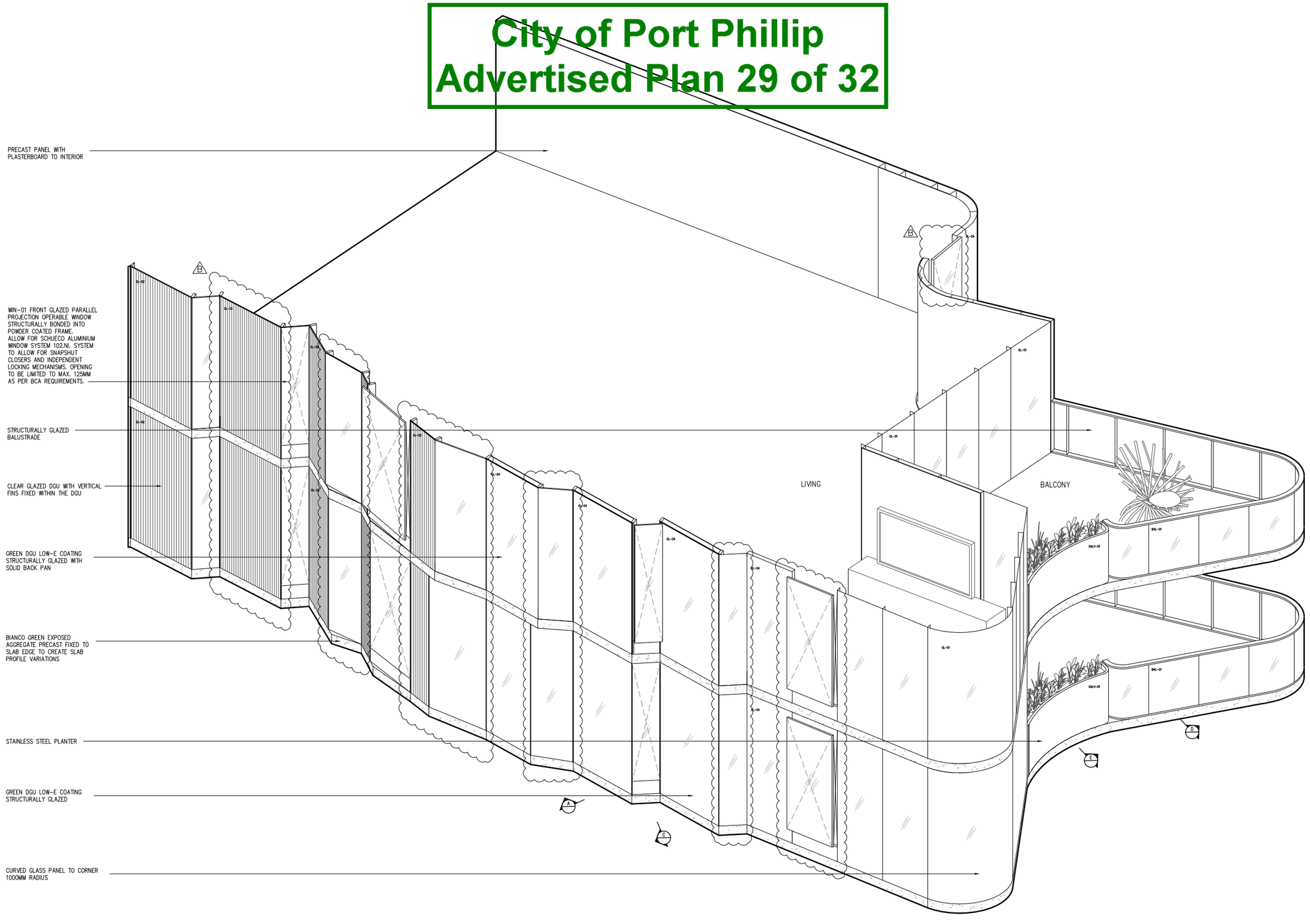

DATE	REVISION No.	REASON FOR ISSUE	DRAWN BY
22.05.2017	-	ISSUED FOR TOWNPLANNING	NA
02.08.2017	A	ISSUED FOR TOWNPLANNING	NA
15.02.2018	B	ISSUED FOR TP RFI	LR

DATE	REVISION No.	REASON FOR ISSUE	DRAWN BY

Note : The drawings are to be viewed with regard to the scale at which the document has been issued and for the specific purpose of the Issue. The information contained within is considered to be correct at the time of documentation.
As an uncontrolled document, Elenberg Fraser accepts no responsibility for alterations by persons once Issued.
By accepting and utilising any drawings or other data or any form of electronic media generated and provided by Elenberg Fraser the Client agrees not to use these drawings and data, in whole or in part, for any purpose or project other than the project which is the subject of this agreement.
The Client agrees to waive all claims against Elenberg Fraser resulting in any way or from any unauthorised changes or reuse of the drawings and data for any other project by anyone other than Elenberg Fraser.
In addition, the client agrees, to the fullest extent permitted by the law, to indemnify and hold Elenberg Fraser harmless from any damage, liability, or cost, including reasonable lawyer's fees and costs of defence, arising from any changes made by anyone other that Elenberg Fraser or from any reuse of the drawings and data without prior written consent of Elenberg Fraser.
By accepting and utilising any drawings or other data on any form of electronic media generated and provided by Elenberg Fraser, the Client covenants and agrees that all such drawings and data are instruments of service of Elenberg Fraser, who shall be deemed the author of the drawings and data and shall retain all common law, statutory law and other rights, including copyrights and intellectual property.

SCALE@A1 NTS

PRELIMINARY
NOT FOR CONSTRUCTION

Figured dimensions take precedence to scale readings. Verify all dimensions on site. Report any discrepancies to the Architect for decision before proceeding with the work.

Copyright©

ELENBERG FRASER
LEVEL 3, 160 QUEEN STREET MELBOURNE VICTORIA 3000 AUSTRALIA
TEL +61 3 9600 2260 FAX +61 3 9600 2266
MAIL@E-F.COM.AU WWW.E-F.COM.AU
ABN 97 556 188 726

Project Title
28-32 ALBERT ROAD SOUTH MELBOURNE

Client
LINTIME P/L

Drawing Title
TOWER AXONOMETRIC

Project Number
17016

Drawing Number
A1103_A

Drawing Status
TP

Revision
B

Feb 26, 2018 - 10:11am