












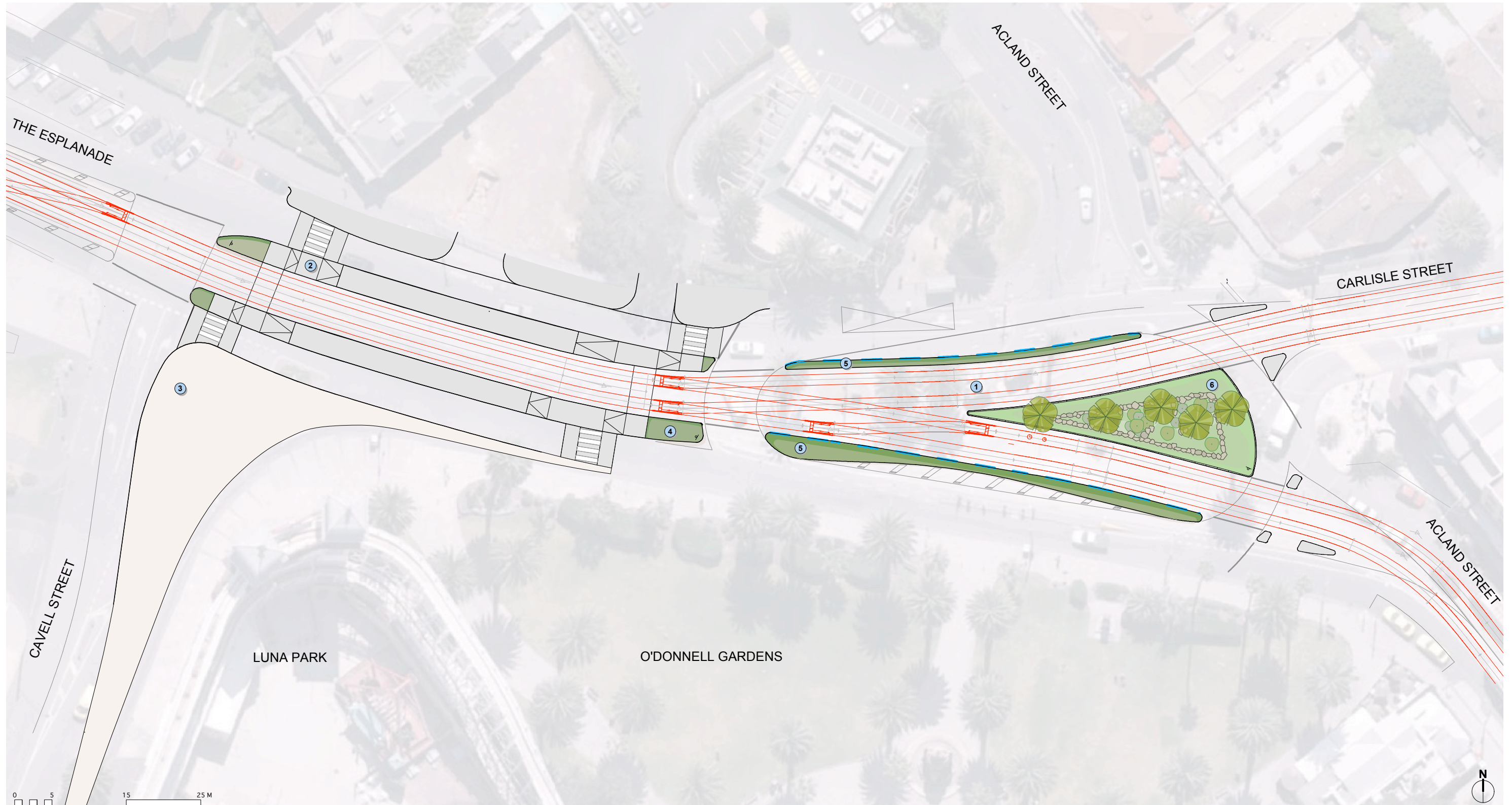
**KEY**

-  New precast concrete paving to extend to new kerb boundary
-  Slotted kerb for drainage into raingardens
-  Garden bed type 1: mixed ornamental succulent based planting

-  Garden bed type 2: *Isolepis nodosa*
-  *Washingtonia robusta*

-  1 Tram track re-alignment
-  2 New tram stops and connecting pedestrian crossings to adjacent streetside
-  3 Precast concrete pavement extension to Luna Park forecourt. Concrete type and colour to match existing pavement
-  4 *Isolepis nodosa* planting to ends of tram stop

-  5 Garden bed type 2 swale planting with slotted kerb
-  6 Landscaped palm island. See associated sectional drawing NO. 4 - LD-03



# LUNA PARK JUNCTION

LD-04 Partial Project

11 December 2008