

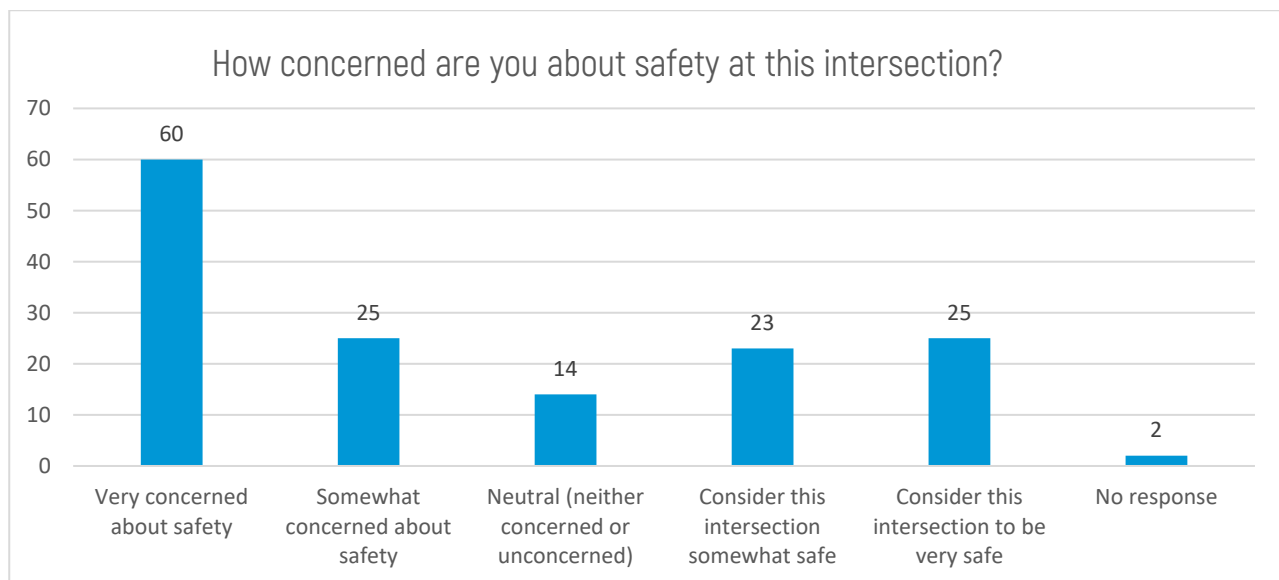
Attachment 4 – Survey results

A project page was published on Have Your Say with information about the trial and a survey to gather feedback throughout the trial. The survey was promoted via letters to residents in the local area, onsite signage, social media and other Council communication channels.

In total, 149 survey responses were received, and 765 people had viewed the project page as at 18 November 2021. The following presents the quantitative data from this survey.

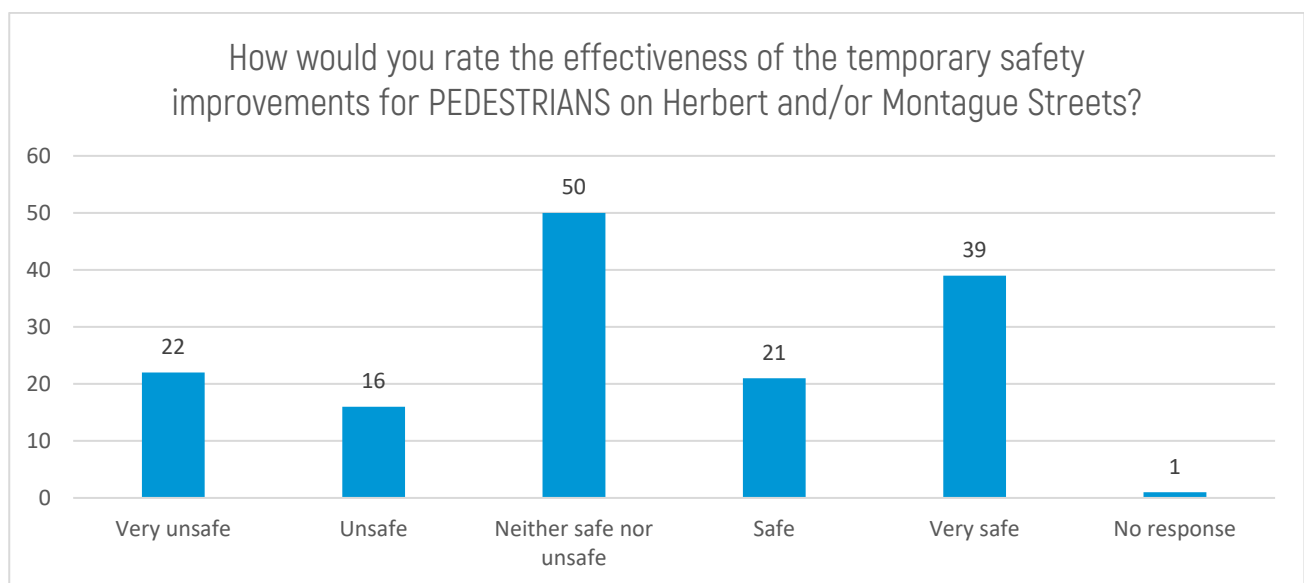
How concerned are you about safety at this intersection?

Very concerned about safety	Somewhat concerned about safety	Neutral (neither concerned nor unconcerned)	Consider this intersection somewhat safe	Consider this intersection to be very safe	No response
60	25	14	23	25	2
40.27%	16.78%	9.40%	15.44%	16.78%	1.34%



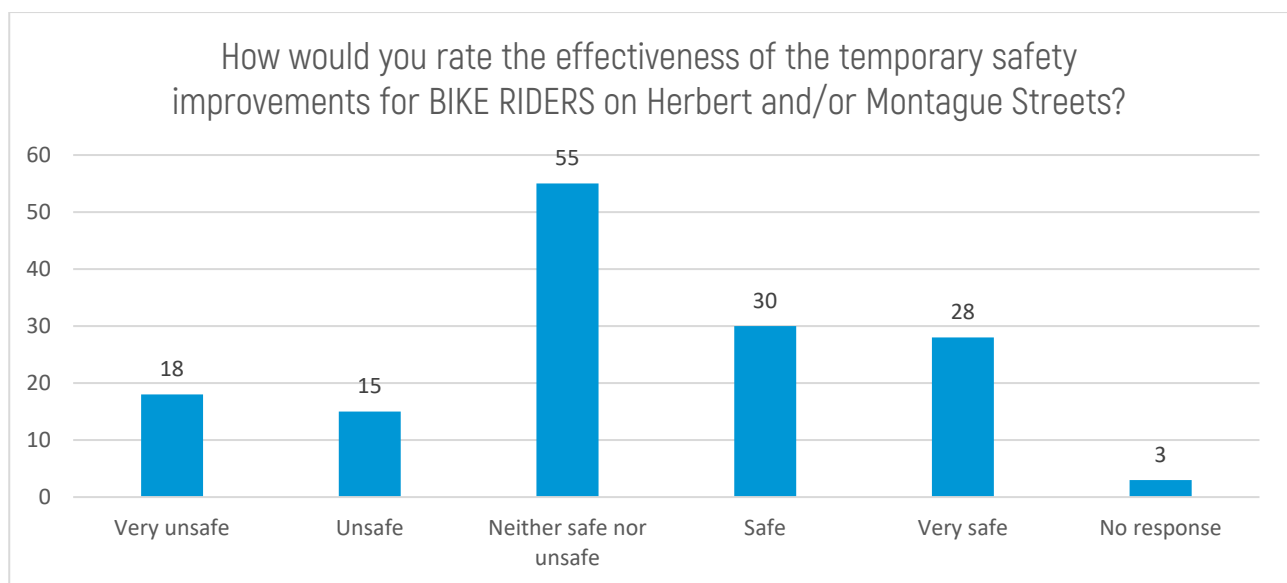
How would you rate the effectiveness of the temporary safety improvements for PEDESTRIANS on Herbert and/or Montague Streets?

Very unsafe	Unsafe	Neither safe nor unsafe	Safe	Very safe	No response
22	16	50	21	39	1
14.77%	10.74%	33.56%	14.09%	26.17%	0.67%



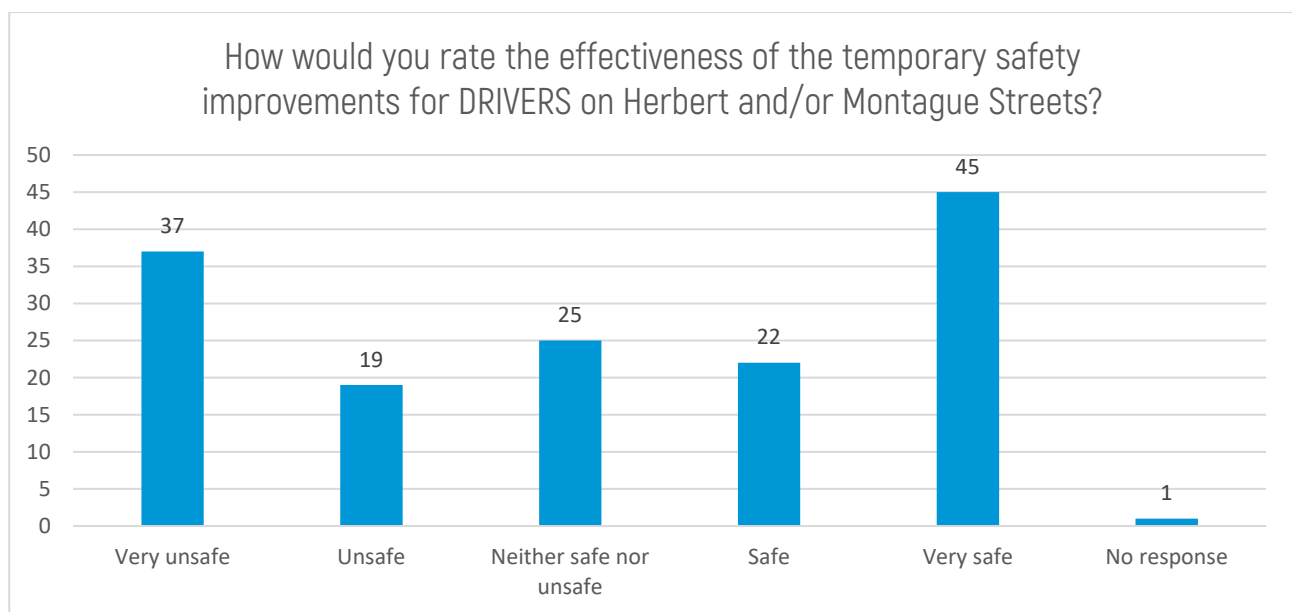
How would you rate the effectiveness of the temporary safety improvements for BIKE RIDERS on Herbert and/or Montague Streets?

Very unsafe	Unsafe	Neither safe nor unsafe	Safe	Very safe	No response
18	15	55	30	28	3
12.08%	10.07%	36.91%	20.13%	18.79%	2.01%



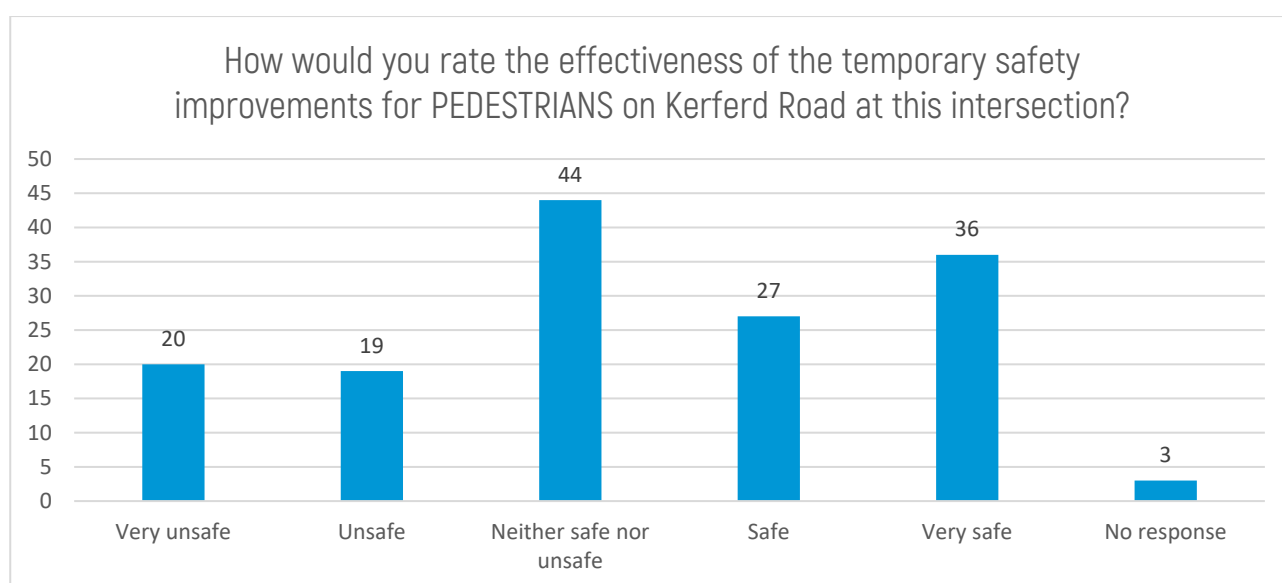
How would you rate the effectiveness of the temporary safety improvements for DRIVERS on Herbert and/or Montague Streets?

Very unsafe	Unsafe	Neither safe nor unsafe	Safe	Very safe	No response
37	19	25	22	45	1
24.83%	12.75%	16.78%	14.77%	30.20%	0.67%



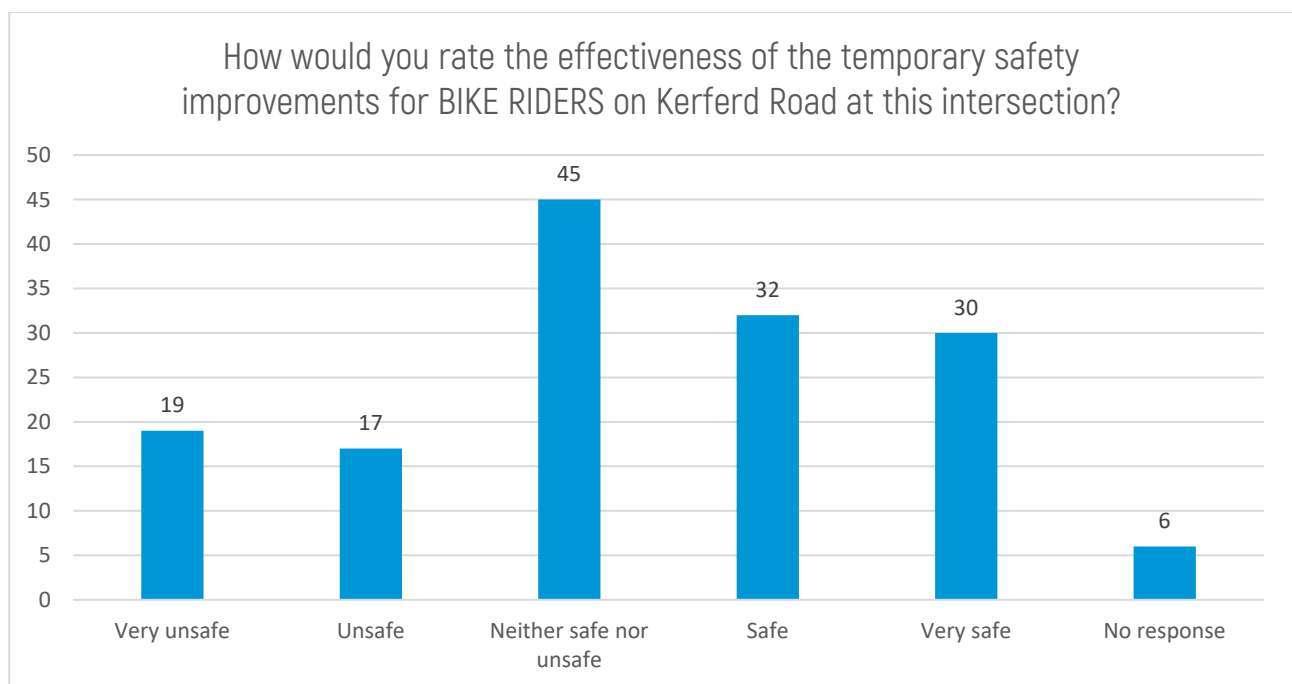
How would you rate the effectiveness of the temporary safety improvements for PEDESTRIANS on Kerferd Road at this intersection?

Very unsafe	Unsafe	Neither safe nor unsafe	Safe	Very safe	No response
20	19	44	27	36	3
13.42%	12.75%	29.53%	18.12%	24.16%	2.01%



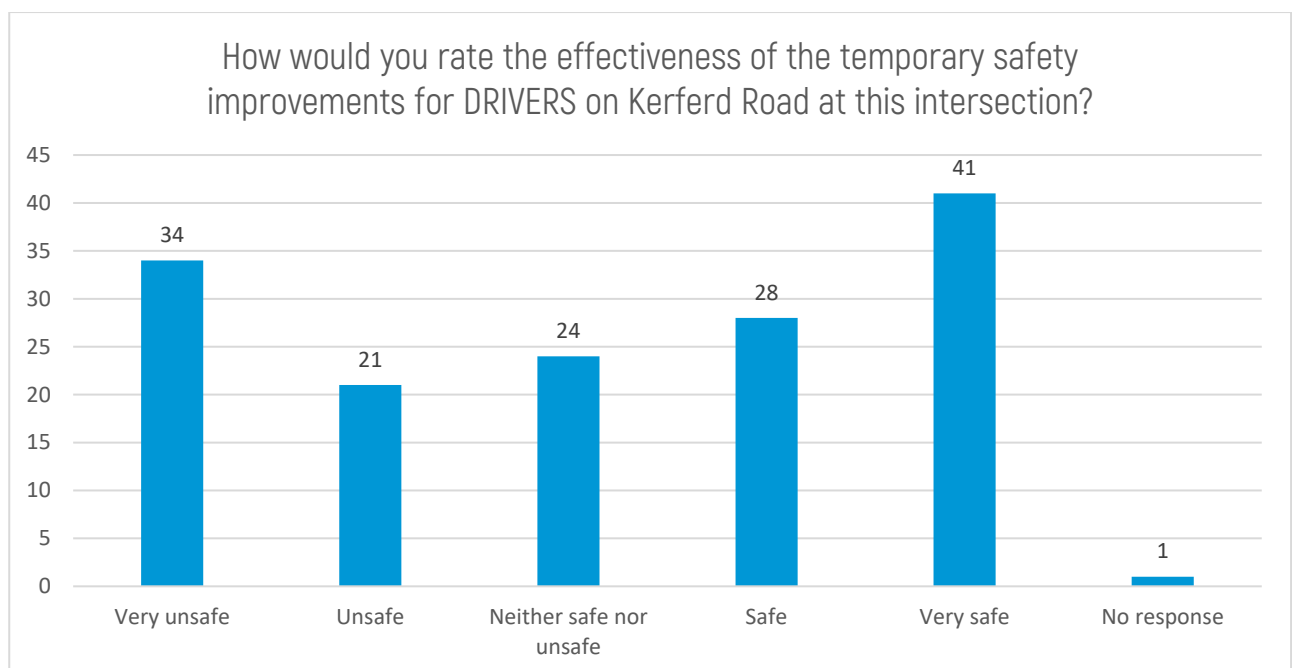
How would you rate the effectiveness of the temporary safety improvements for BIKE RIDERS on Kerferd Road at this intersection?

Very unsafe	Unsafe	Neither safe nor unsafe	Safe	Very safe	No response
19	17	45	32	30	6
12.75%	11.41%	30.20%	21.48%	20.13%	4.03%



How would you rate the effectiveness of the temporary safety improvements for DRIVERS on Kerferd Road at this intersection?

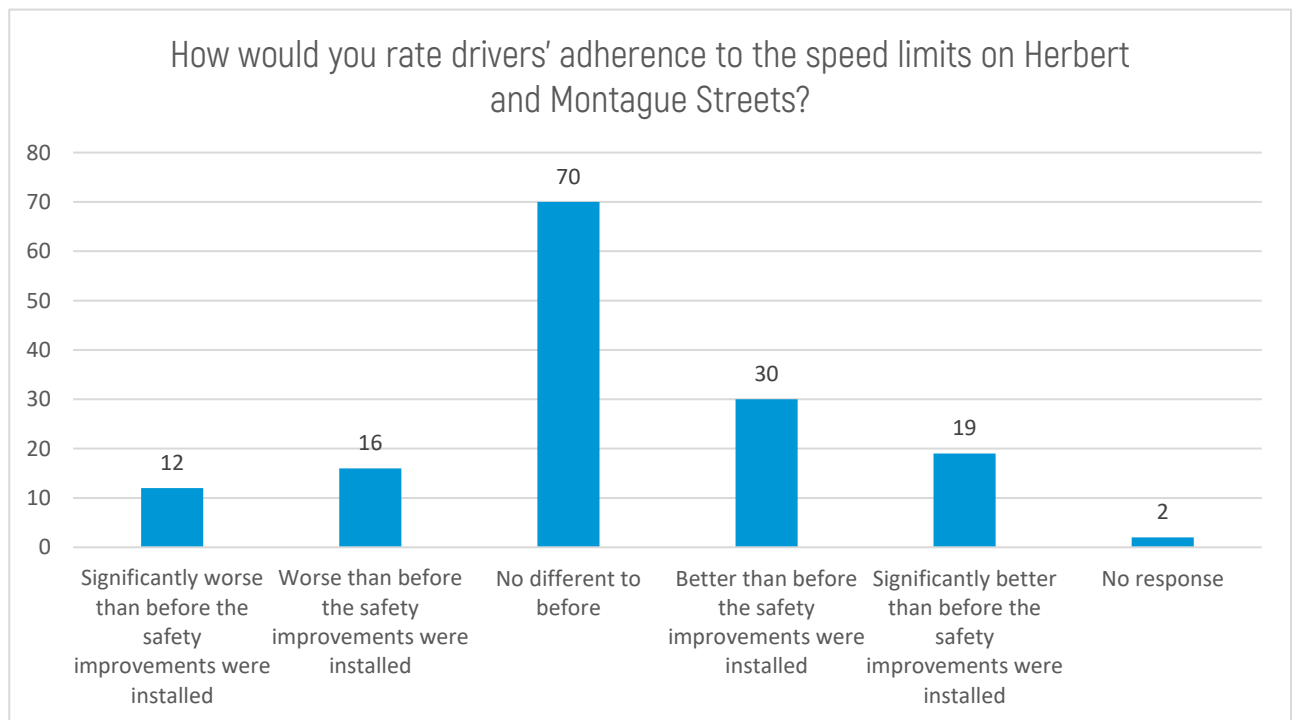
Very unsafe	Unsafe	Neither safe nor unsafe	Safe	Very safe	No response
34	21	24	28	41	1
22.82%	14.09%	16.11%	18.79%	27.52%	0.67%



How would you rate drivers' adherence to the speed limits on Herbert and Montague Streets?

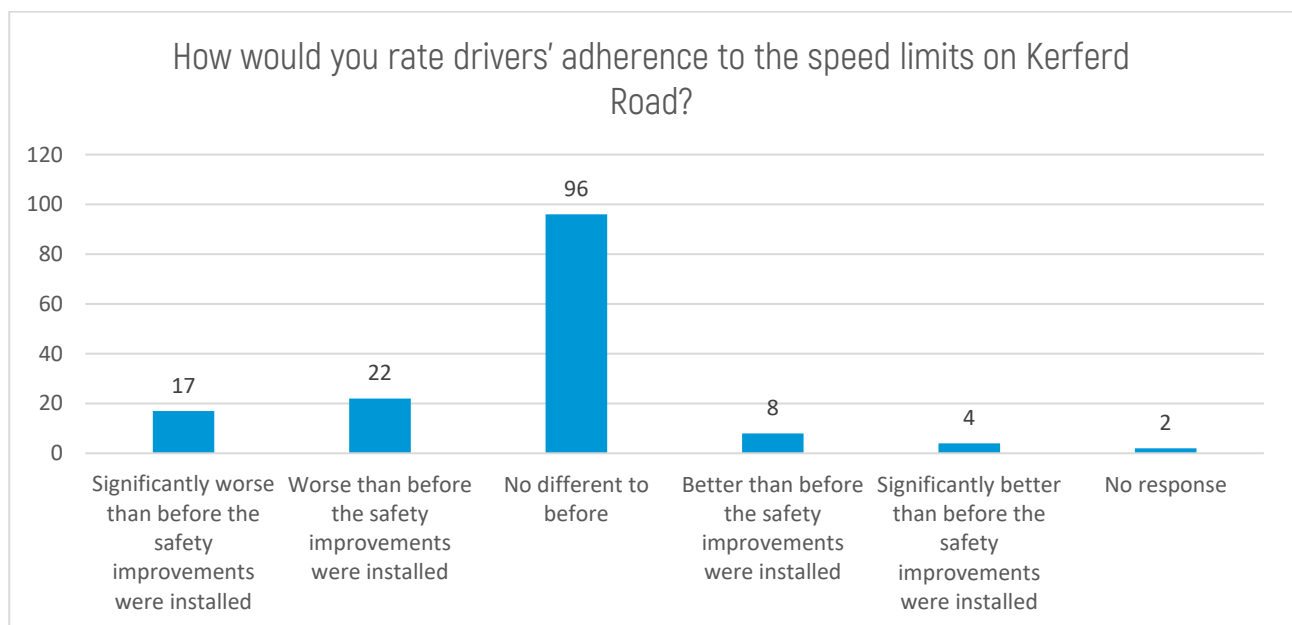
Significantly worse than before the safety improvements were installed	Worse than before the safety improvements were installed	No different to before	Better than before the safety improvements were installed	Significantly better than before the safety improvements were installed	No response
12	16	70	30	19	2
8.05%	10.74%	46.98%	20.13%	12.75%	1.34%

S



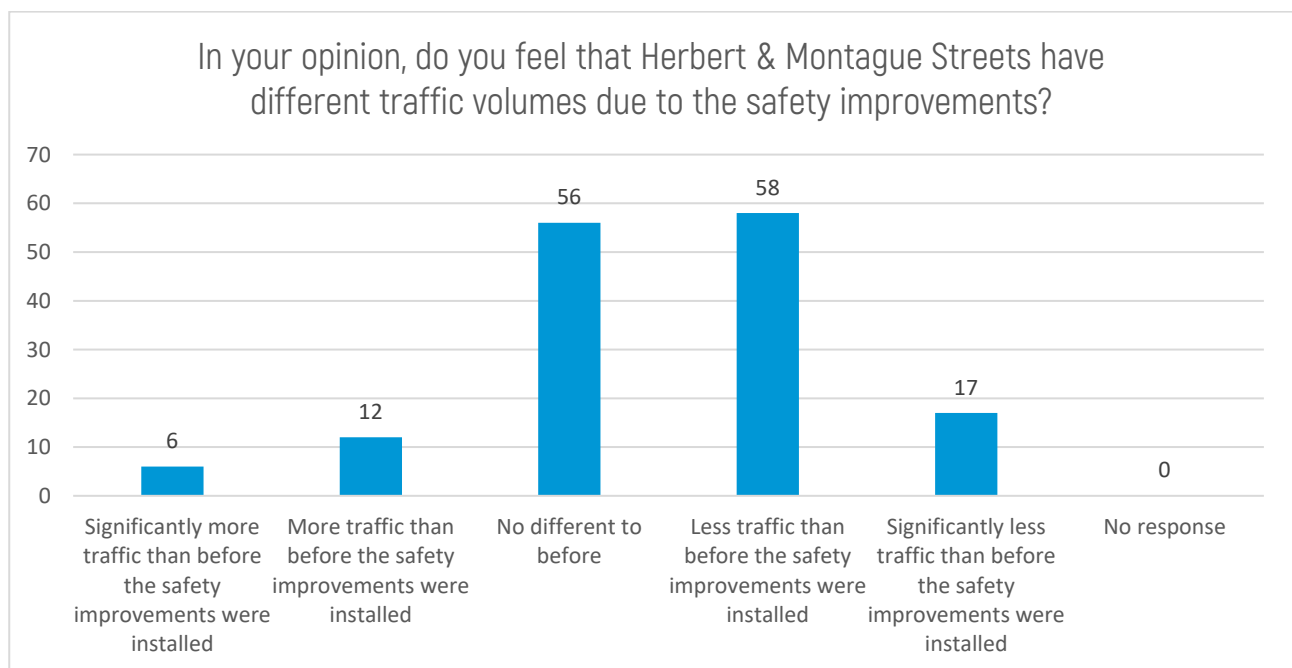
How would you rate drivers' adherence to the speed limits on Kerferd Road?

Significantly worse than before the safety improvements were installed	Worse than before the safety improvements were installed	No different to before	Better than before the safety improvements were installed	Significantly better than before the safety improvements were installed	No response
17	22	96	8	4	2
11.41%	14.77%	64.43%	5.37%	2.68%	1.34%



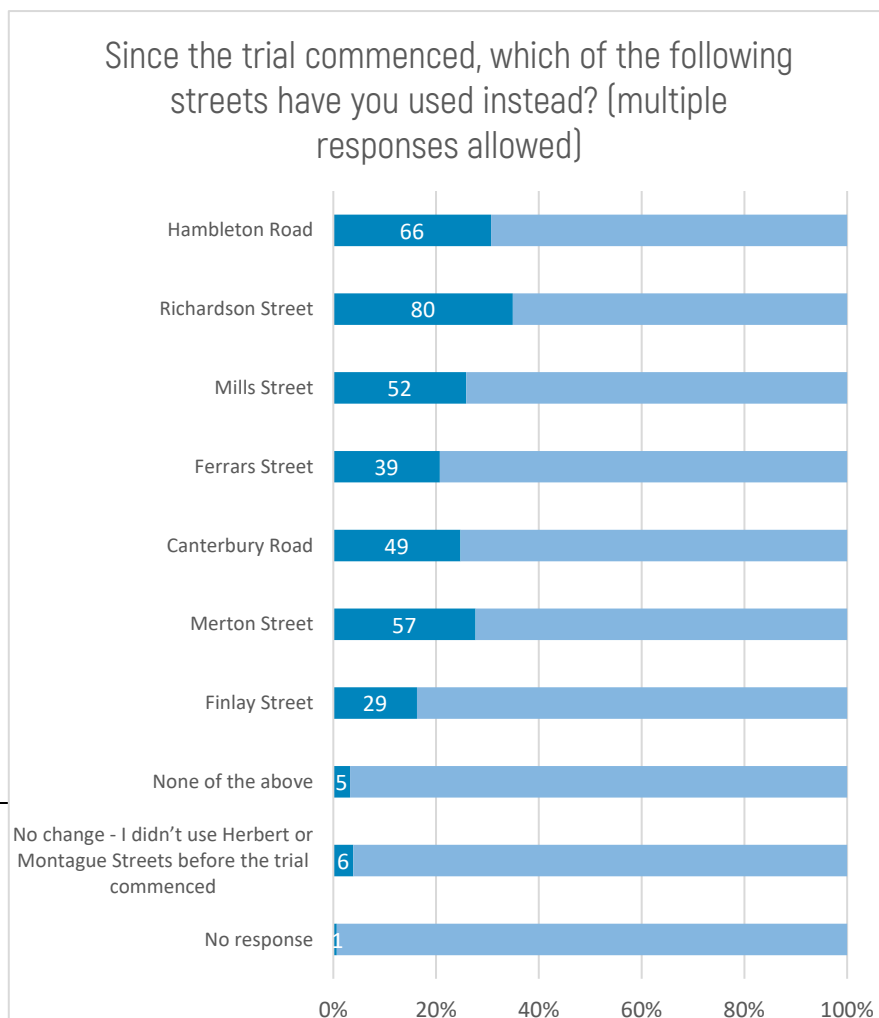
In your opinion, do you feel that Herbert & Montague streets have different traffic volumes due to the safety improvements?

Significantly more traffic than before the safety improvements were installed	More traffic than before the safety improvements were installed	No different to before	Less traffic than before the safety improvements were installed	Significantly less traffic than before the safety improvements were installed	No response
6	12	56	58	17	0
4.03%	8.055	37.58%	38.93%	11.41%	0.00%



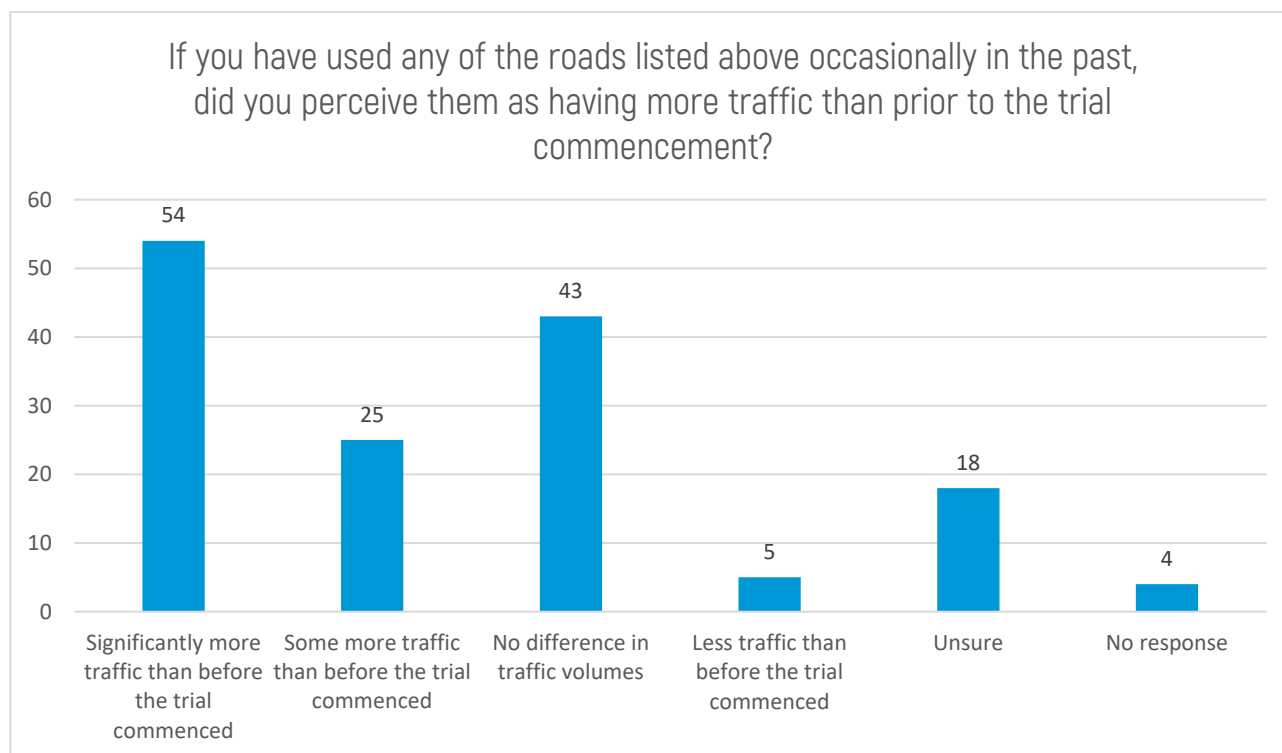
**Since the trial commenced, which of the following streets have you used instead?
(multiple responses allowed)**

Hambleton Rd	66	44.30%
Richardson St	80	53.69%
Mills St	52	34.90%
Ferrars St	39	26.17%
Canterbury Rd	49	32.89%
Merton St	57	38.26%
Finlay St	29	19.46%
None of the above	5	3.36%
No change - I didn't use Herbert or Montague streets before the trial commenced	6	4.03%
No response	1	0.67%



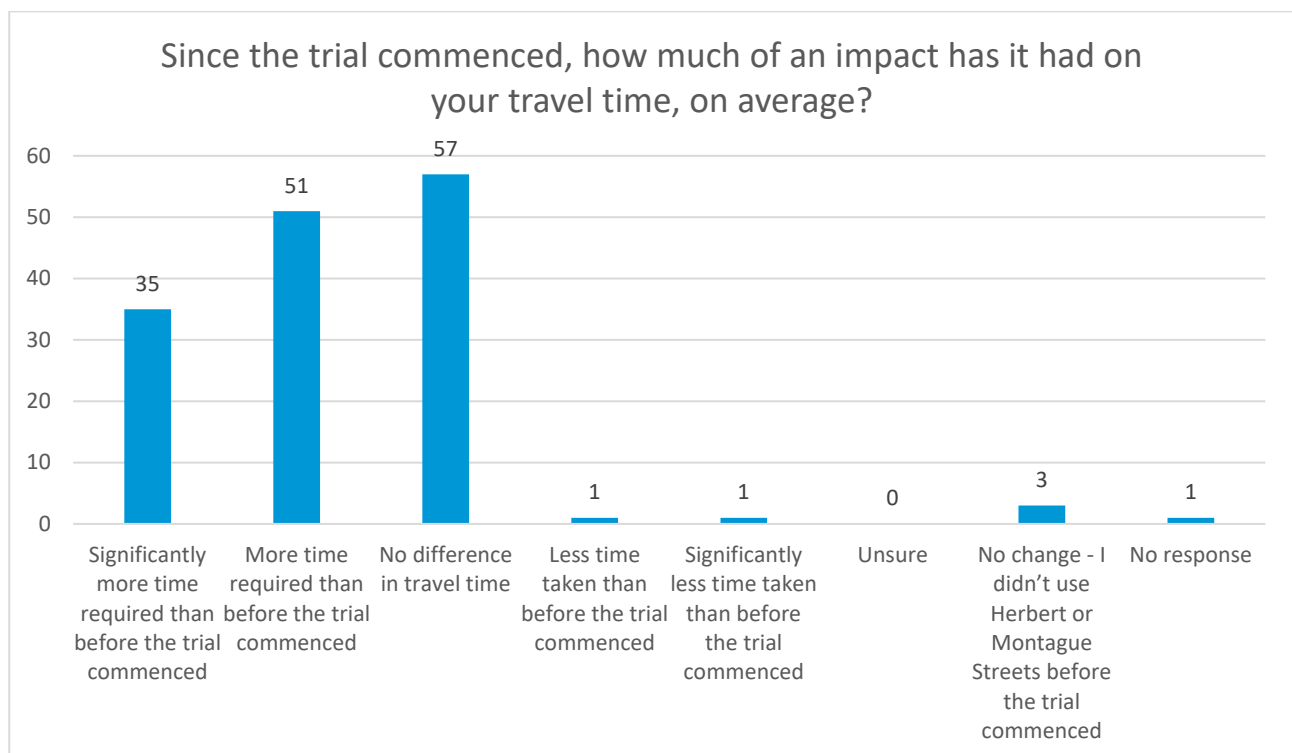
If you have used any of the roads (listed in the previous question) occasionally in the past, did you perceive them as having more traffic than prior to the trial commencement?

Significantly more traffic than before the trial commenced	Some more traffic than before the trial commenced	No difference in traffic volumes	Less traffic than before the trial commenced	Unsure	No response
54	25	43	5	18	4
36.24%	16.78%	28.86%	3.36%	12.08%	2.68%



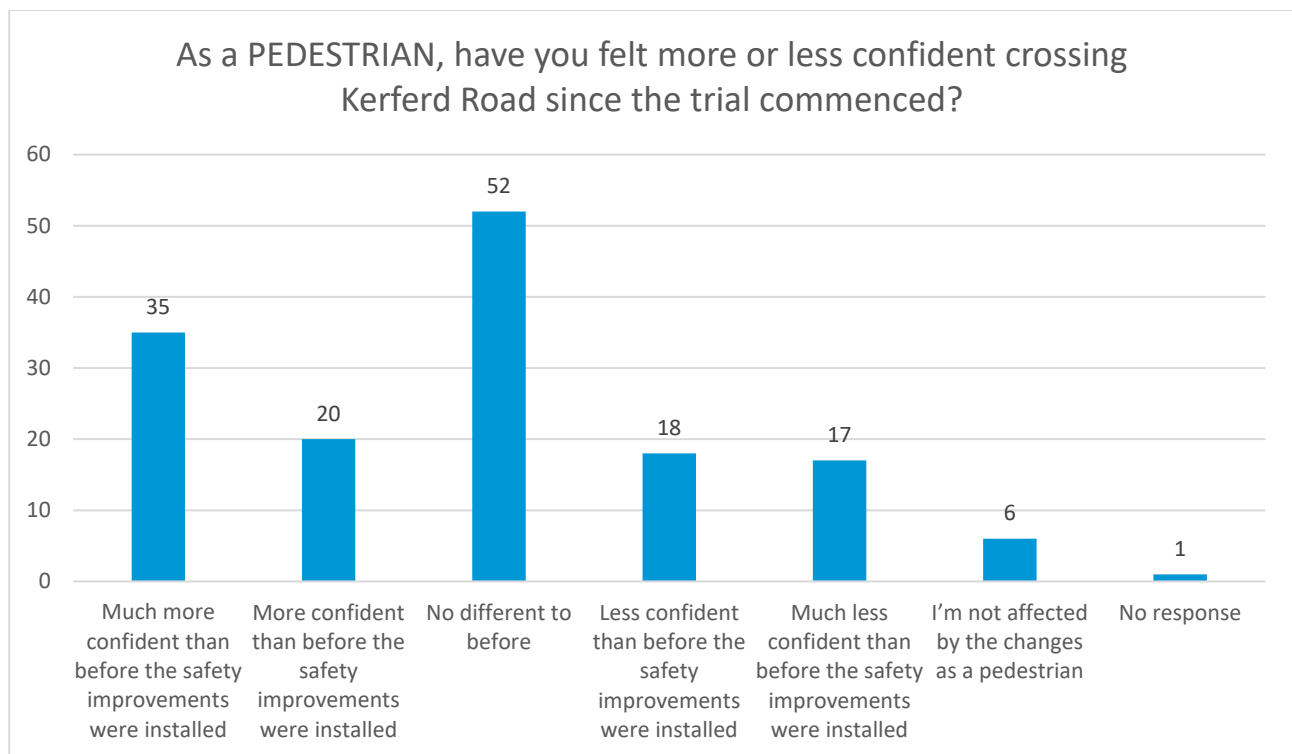
Since the trial commenced, how much of an impact has it had on your travel time, on average?

Significantly more time required than before the trial commenced	More time required than before the trial commenced	No difference in travel time	Less time taken than before the trial commenced	Significantly less time taken than before the trial commenced	Unsure	No change - I didn't use Herbert or Montague Streets before the trial commenced	No response
35	51	57	1	1	0	3	1
23.49%	34.23%	38.26%	0.67%	0.67%	0.00%	2.01%	0.67%



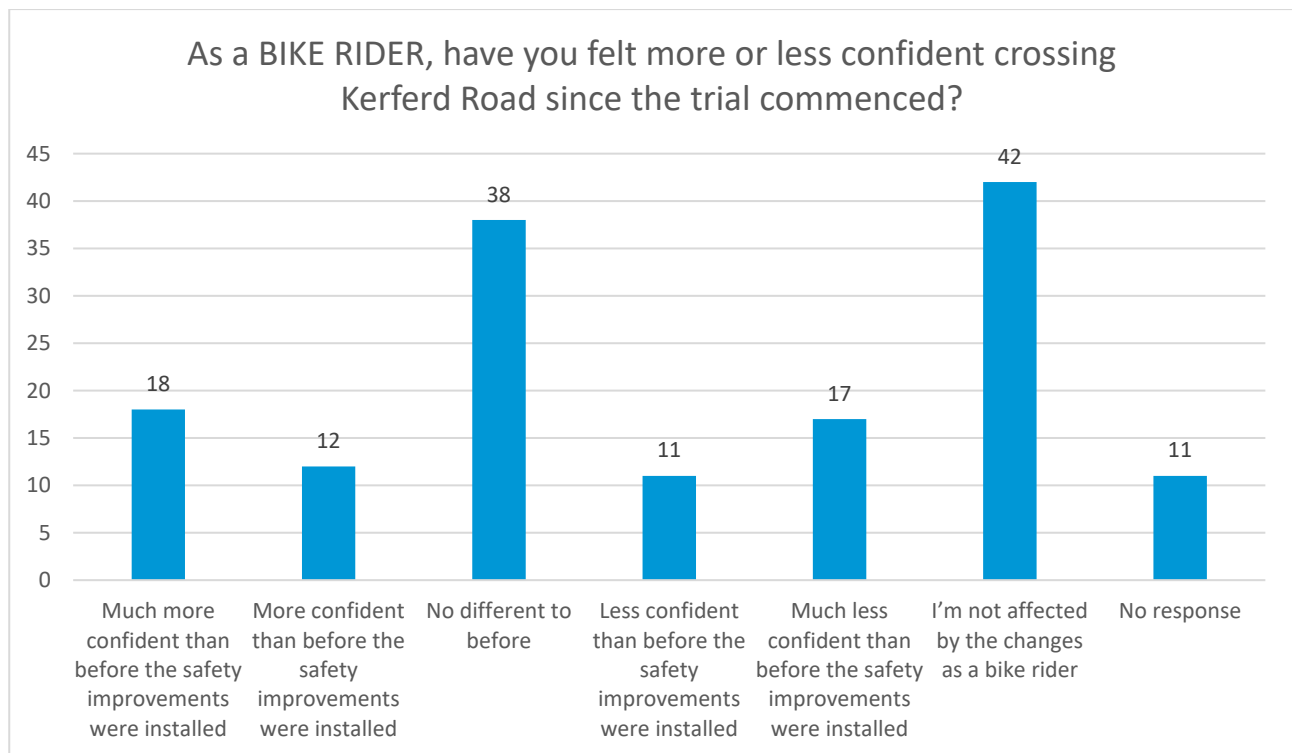
As a PEDESTRIAN, have you felt more or less confident crossing Kerferd Road since the trial commenced?

Much more confident than before the safety improvements were installed	More confident than before the safety improvements were installed	No different to before	Less confident than before the safety improvements were installed	Much less confident than before the safety improvements were installed	I'm not affected by the changes as a pedestrian	No response
35	20	52	18	17	6	1
23.79%	13.42%	34.90%	12.08%	11.41%	4.03%	0.67%



As a BIKE RIDER, have you felt more or less confident crossing Kerferd Road since the trial commenced?

Much more confident than before the safety improvements were installed	More confident than before the safety improvements were installed	No different to before	Less confident than before the safety improvements were installed	Much less confident than before the safety improvements were installed	I'm not affected by the changes as a bike rider	No response
18	12	38	11	17	42	11
12.08%	8.05%	25.50%	7.38%	11.41%	28.19%	7.38%



On the basis of your experience and observations at this intersection since the trial commenced, do you support the closure of the median at this intersection being made permanent?

Yes	No	Unsure	No response
60	86	3	0
40.27%	57.72%	2.01%	0.00%

